



LIBRARY ADVISORY COMMITTEE

March 16, 2023

4PM

Rice Public Library

Community Room

AGENDA

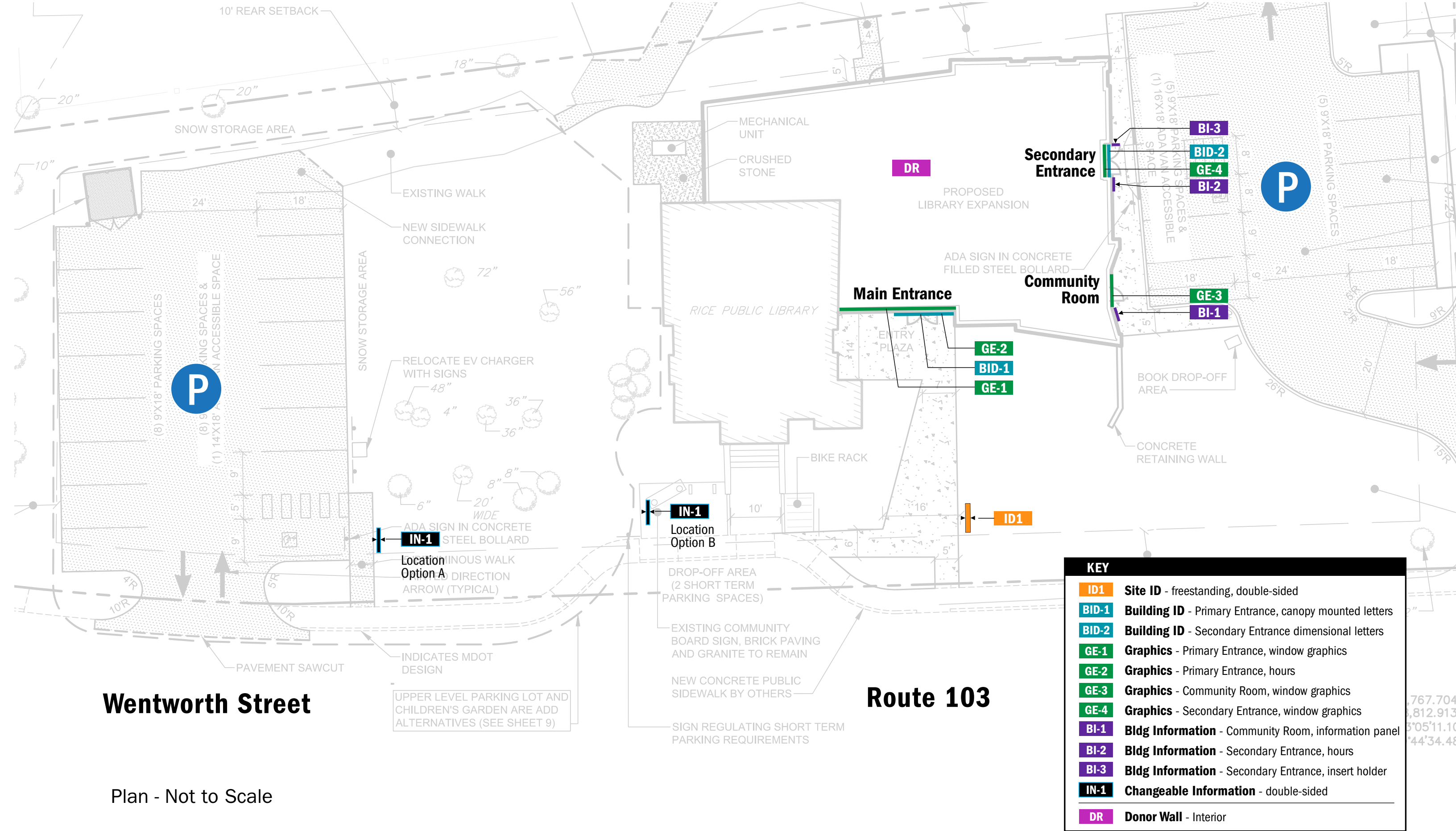
1. Library Strategic Plan
 - a. Update on Plan development
2. Directors Report
3. Climate Action Plan – Community Conversation (led by Judy)
4. Share Progress of Library Building Project
 - a. Children's Garden
 - b. Signage
5. Other Business
6. Next Steps
 - a. Action Items
 - b. Next Meeting

Materials:

- Preview of signage package for Library

R I C E
P U B L I C
L I B R A R Y

Exterior Wayfinding & Donor Wall
Design Intent
February 17, 2023



Wentworth Street

Route 103

Plan - Not to Scale

RICE PUBLIC
LIBRARY

These drawings are not for construction. Designer shall review contractors shop drawings for fabrication. Contractors shall be responsible for verification of all dimensions and field conditions prior to performing work and inform Designer of any discrepancies.

WINTER HOLBEN

Architecture + Design

7 Wallingford Square Unit 209-9 Kittery, ME 03904

O: 207.994.3104 | winterholben.com

DESIGN INTENT

Site Location Plan

February 17, 2023

SLP

RICE PUBLIC LIBRARY				
Type	Description	Remarks	Submittals	Est. Qty
ID1	Site ID	sign cabinet with dimensional, recessed letters and solid granite base (non-illuminated)		1
	price add/alt	price cost difference (+/-) to have granite veneer at base		1
	price add/alt	ground illuminated sign option		1
	price add/alt	edge-illuminated option		1
EID.1 MAIN ENTRANCE				
BID-1	Canopy Mounted Letters	dimensional letters mounted to canopy		1
	price add/alt	edge-illuminated canopy letters	prototype- 1 full size letter	1
GE-1	Window Graphics (priced as add/alt)	transparent film on glass	printed test samples + window installation	1
GE-2	Hours	opaque film on glass		
EID.2 LOWER ENTRANCE/COMMUNITY ROOM				
GE-3	Community Room - Window Graphics	transparent film on glass		1
BI-1	Community Room - Information Panel	wall mounted panel assembly with dimensional letters and lockable cabinet		1
EID.2 LOWER ENTRANCE/SECONDARY ENTRANCE				
BID-2	Secondary Entrance - Transom Mounted Letters	dimensional letters flush mounted to window with silver vinyl backer		1
GE-4	Secondary Entrance - Window Grahpics	transparent film on transom		1
BI-2	Secondary Entrance - Hours Information Panel	wall mounted panel assembly with applied graphics		1
BI-3	8x5 x 11 insert holder	mounts interior window		1
Site Signage				
IN-1	Changeable Menu Sign	Double sided sign cabinet with changeable letter graphics	letter inserts A, R	1
	price add/alt	internally illuminated option		1
Interior Donor				
DR	Donor Wall	panel assembly bracket mounted to wall	donor panel colors applied second to 3/8" acrylic with polished edges, (5"x 5")	1
	price add/alt	printed wallcovering	printed test samples/methods	1
		SUBTOTAL		

Shop drawings required

Metal finishes, paint and vinyl selections to have the same color tone and feel throughout each sign element.
All finishes in this package refer to specifications below.

Metal Finishes



Copper
LuminOre® -
liquid metal coating
or approved equal
*Exterior grade clear
coat applied over metal



Patina (copper w/oxidized finish)
LuminOre® -
liquid metal coating
or approved equal
*Exterior grade clear
coat applied over metal

Paint



Silver
Matthews Paint
MP41342SP



Dark Gray
Matthews Paint to match
85% black or PMS cool gray 11
(fabricator to provide samples
for each)

Opaque Vinyl
Hours



Light Orange
3M 7725-54
color match PMS 1495c




White
3M 7725-10

Paint/Finish Submittals
· 5”x5” spray outs, prints or samples
for each material/finish
· qty 3 of each


Transparent Vinyl custom printed
Window Graphics



Orange
color match PMS 1245c



Light Green
color match PMS 7464c



Light Gray Vinyl
color match PMS Cool Gray 3c

Transparent Vinyl - custom printed
Donor Panels



Panel 1
color match PMS 309c



Panel 2
color match PMS 7470c




Panel 3
color match PMS 7715

Granite



Jay White or equivalent
Honed or sandblasted finish
(samples of both finishes required)


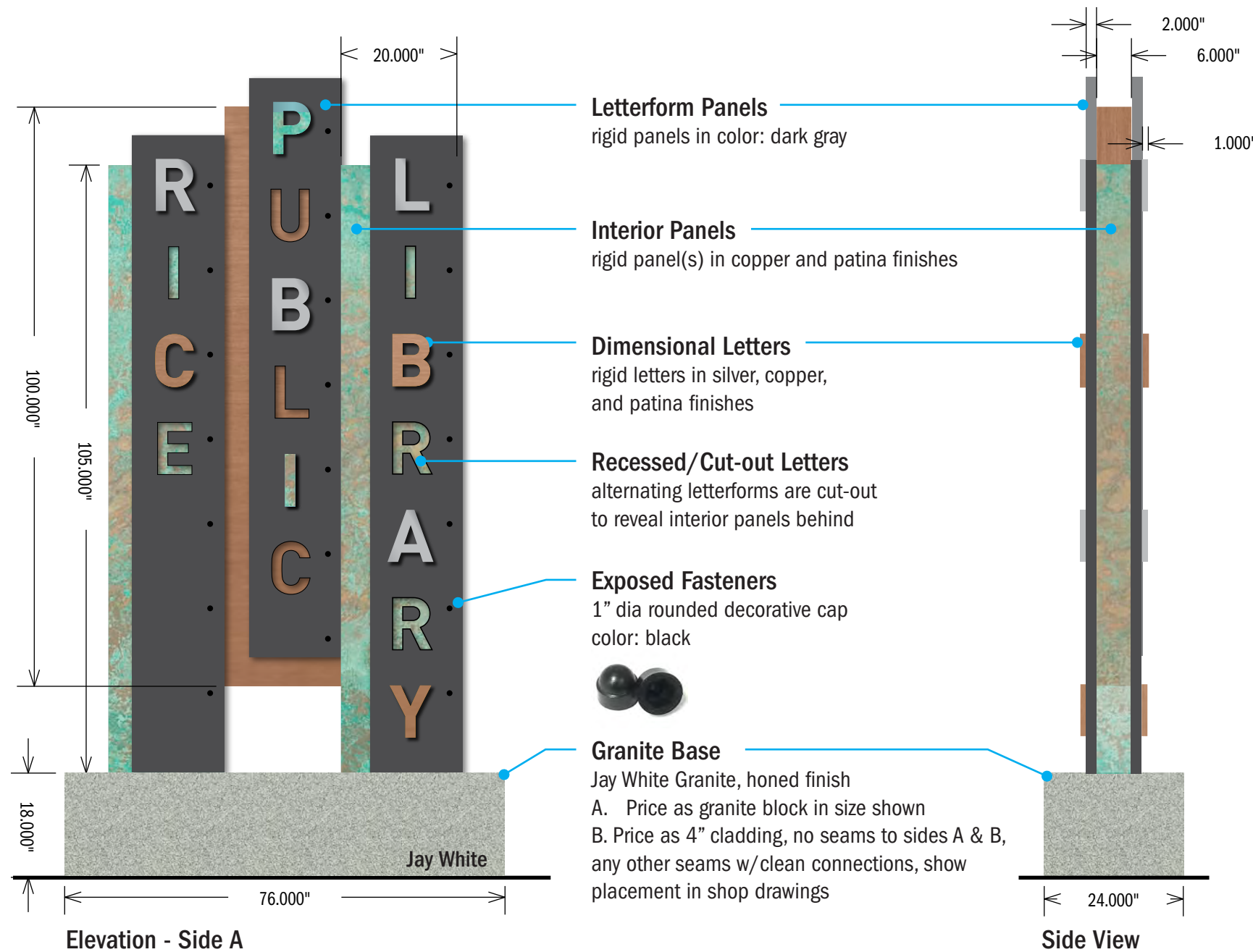
Transparent Vinyl: Custom printed to match pantone color. Printed colors to have a “stained glass” look
Test samples are required for approval and review of color and level of transparency to obtain desired look.



Top View



Rendering



SCALE 1/2" = 1' - 0"

RICE PUBLIC
LIBRARY

These drawings are not for construction. Designer shall review contractors shop drawings for fabrication. Contractors shall be responsible for verification of all dimensions and field conditions prior to performing work and inform Designer of any discrepancies.

WINTER HOLBEN

Architecture + Design

7 Wallingford Square Unit 209-9 Kittery, ME 03904

O: 207.994.3104 | winterholben.com

DESIGN INTENT

Site Identification

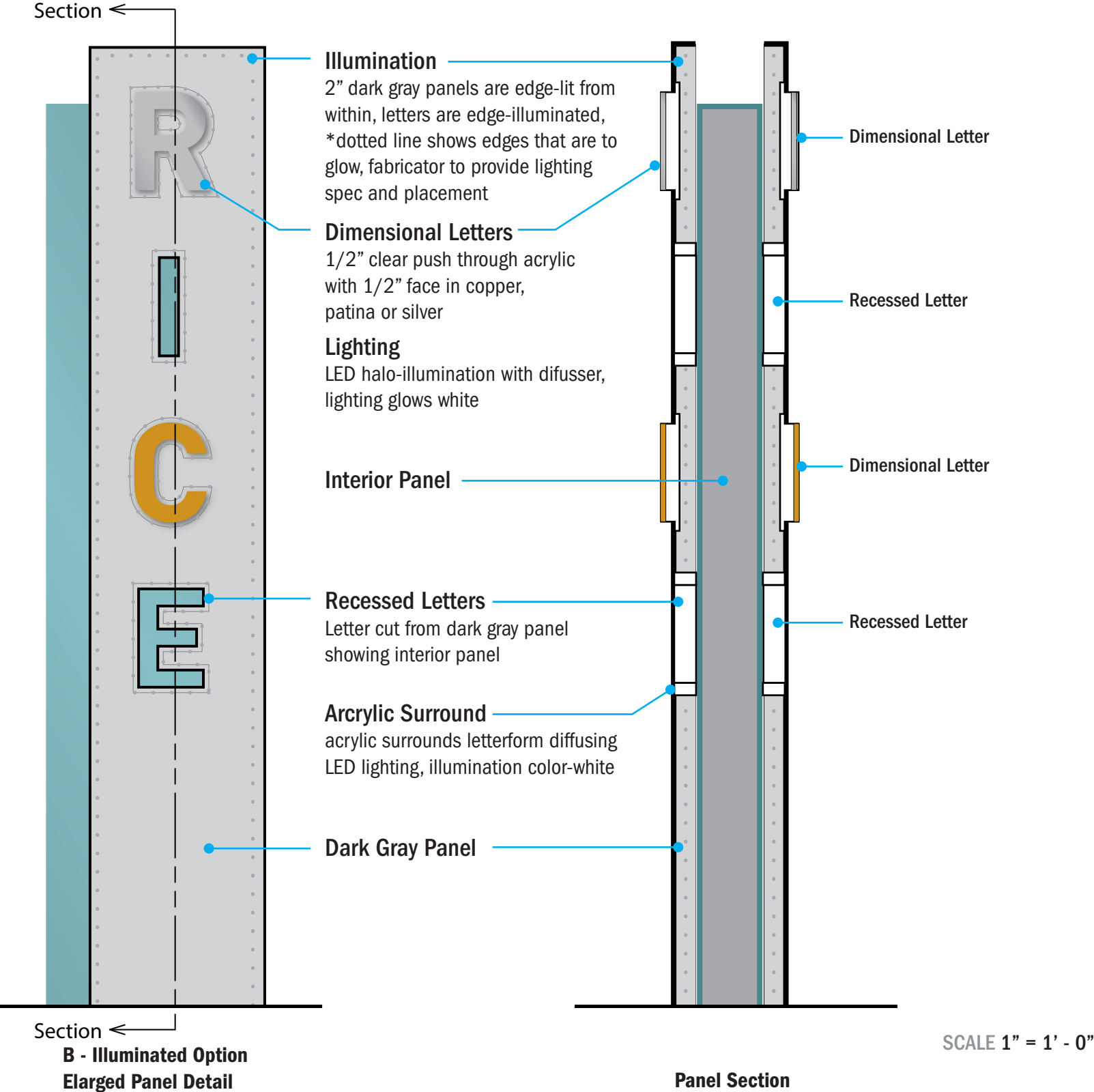
February 17, 2023

ID1-a

Illumination Options

- A - uplighting (from ground) directed at sign
- B - edge-lighting around panel edges and both dimensional and cut-out/recessed letterforms

Price illumination as an add/alternate options





GE-1
Window graphics
Transparent film
to appear “stained glass” layers.
Colored film, printed to match colors:
orange, light green & light gray

Price as an add/alternate. Mock-up will be required for approval

BID-1
Canopy Letters

GE-2
Hours
Opaque film

Main Entrance
SCALE 3/8" = 1' - 0"

NOTE: dimensions shown in building elevation are for reference only VIF all conditions and dimensions


**RICE PUBLIC
LIBRARY**

These drawings are not for construction. Designer shall review contractors shop drawings for fabrication. Contractors shall be responsible for verification of all dimensions and field conditions prior to performing work and inform Designer of any discrepancies.

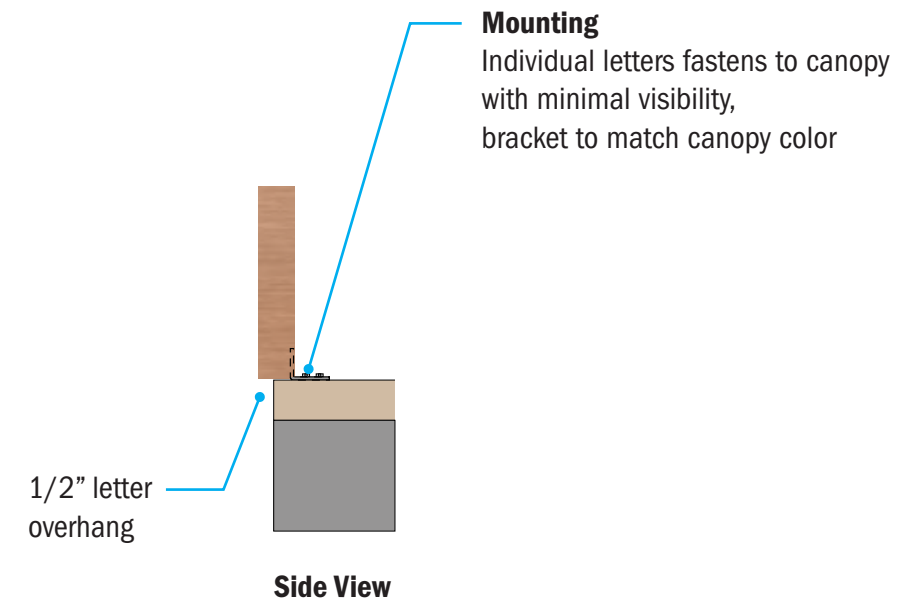
WINTER HOLBEN
Architecture + Design
7 Wallingford Square Unit 209-9 Kittery, ME 03904
O: 207.994.3104 | winterholben.com

DESIGN INTENT
Main Entrance
February 17, 2023

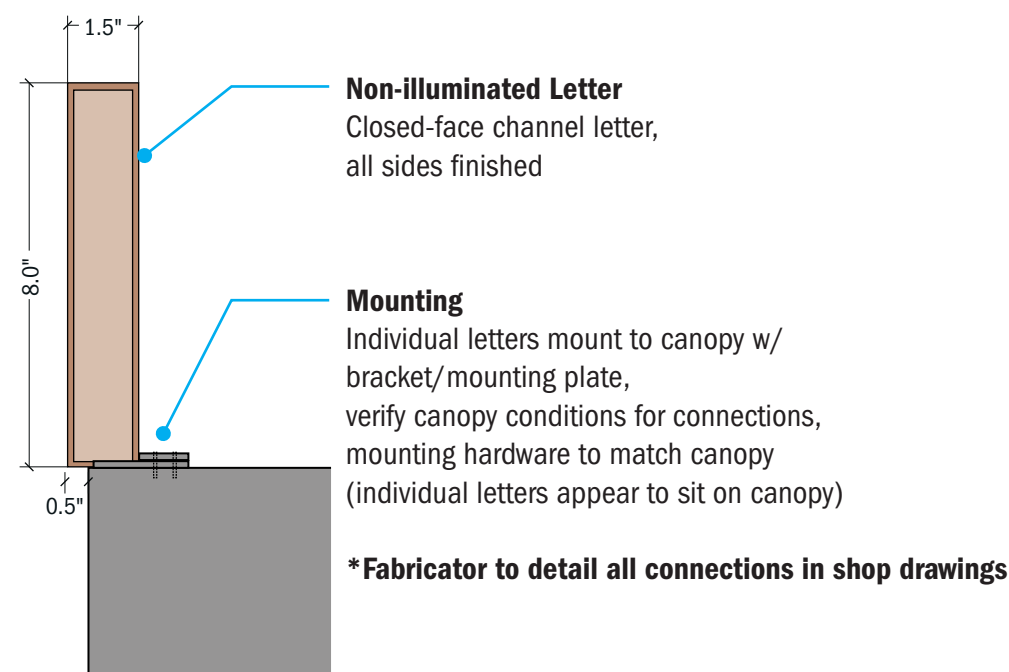
EID.1



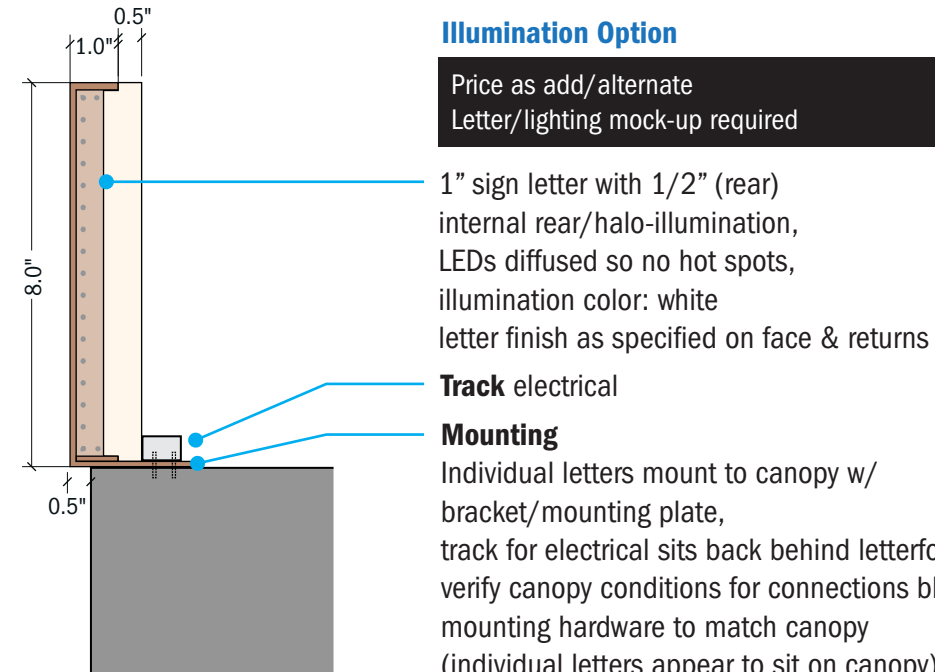
Front View
SCALE 1-1/2" = 1' - 0"



Side View




Section 1
SCALE 3" = 1' - 0"



Section 2
SCALE 3" = 1' - 0"



GE-1 Window Graphics



NOTE: All window sizes need to be field verified, confirm glazing conditions/tint on glass

Window Detail

SCALE 1/2" = 1' - 0"

Window graphics

Transparent film to appear “stained glass” layers, graphics vary in 2 widths as noted, heights vary, Colors printed to match colors: orange, light green & light gray


On site window installation mock-up w/3 colors required for approval



Window Film example

Match transparency in example, colors to match orange, light green & light gray


GE-2 Hours



Hours Layout

SCALE 1" = 1' - 0"

GE-3 Window graphics
 Transparent film to appear “stained glass” layers,
 shown in 2 widths, length varies
 Colors printed to match colors:
 copper vinyl, patina vinyl & light gray vinyl

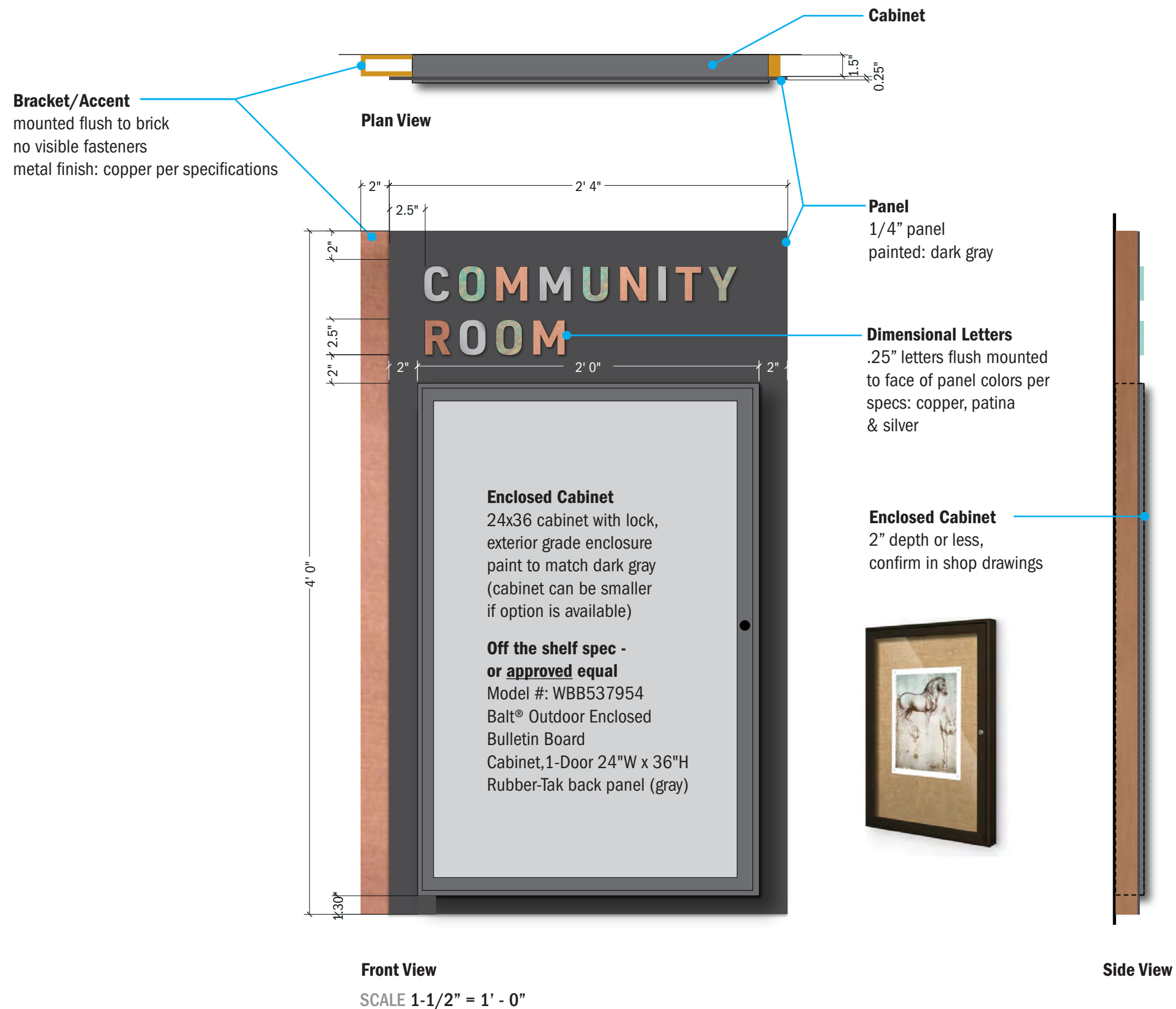



BI-1
 mounts aligned with top of
 window as shown



Entrance Elevation
 SCALE 1/2" = 1' - 0"

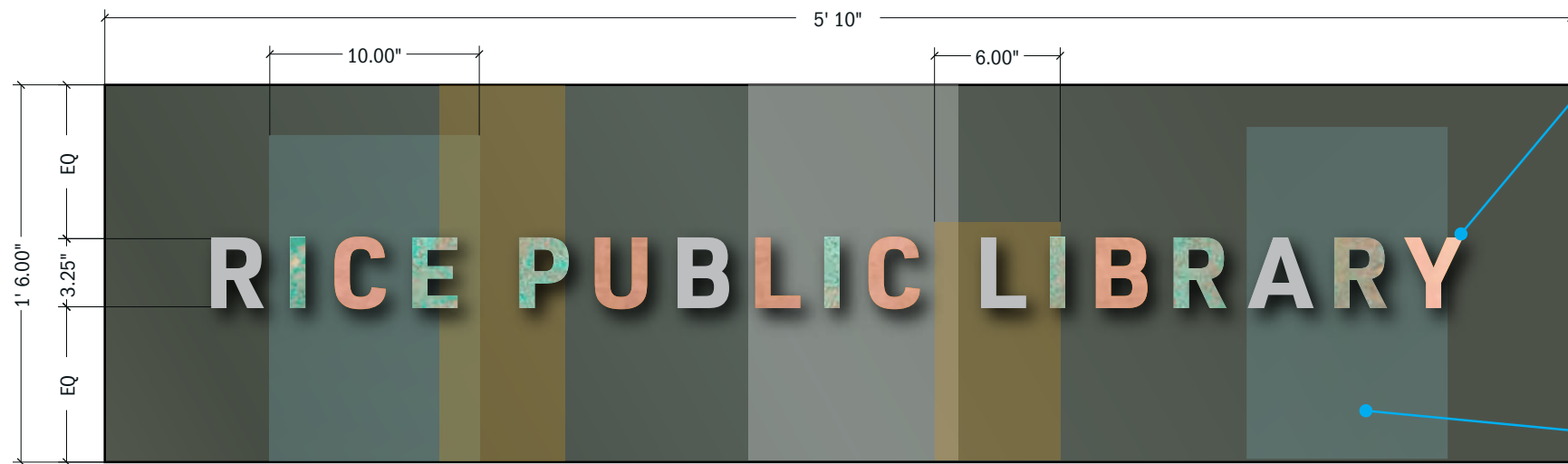
note: VIF all conditions and dimensions





Entrance Elevation
SCALE 1/2" = 1' - 0"

note: VIF all conditions and dimensions



Window Transom Detail
SCALE 1-1/2" = 1' - 0"

BID-2 - Dimensional Letters

1/4" dimensional letters with finishes copper, patina & silver

Mounting

Flush mounted to first surface glass with adhesive, first surface applied cut letter vinyl backer in silver, *vinyl backer TBD in coordination with window graphics, center horizontally and vertically on glass panel

GE4 - Window graphics

Transparent film to appear "stained glass" layers, graphic strips are in 1 of 2 widths as shown, colors printed to match colors: orange, light gray & light green

RICE PUBLIC
LIBRARY

These drawings are not for construction. Designer shall review contractors shop drawings for fabrication. Contractors shall be responsible for verification of all dimensions and field conditions prior to performing work and inform Designer of any discrepancies.

WINTER HOLBEN

Architecture + Design

7 Wallingford Square Unit 209-9 Kittery, ME 03904

O: 207.994.3104 | winterholben.com

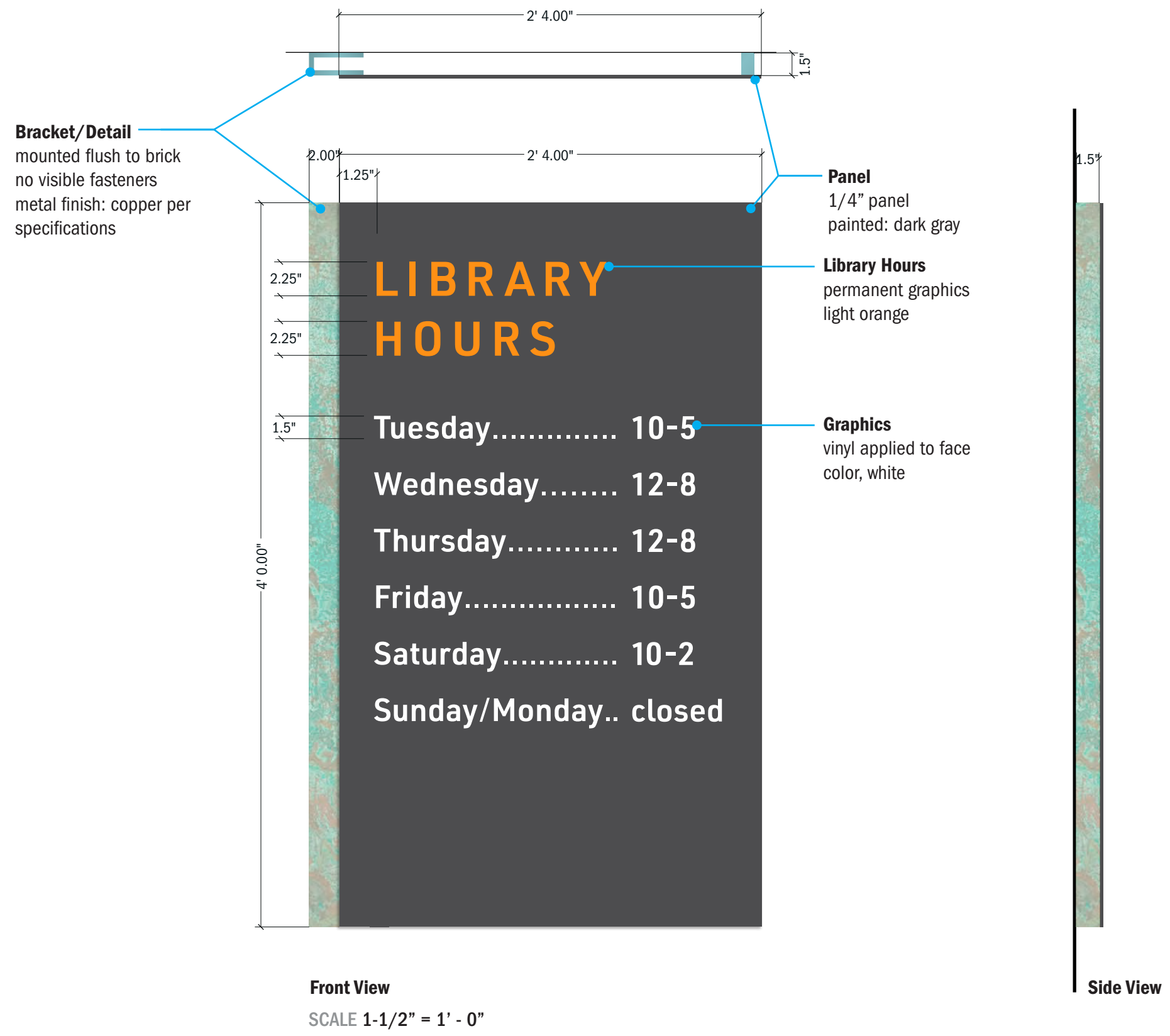
DESIGN INTENT

Secondary Entrance

February 17, 2023

BID-2
GE-4


BI-2 Information Panel



BI-3 Information Holder

Insert Holder (qty 1)
Window mounted holder
for 8.5x11" paper,
mounted inside door
Conceal door mount with
silver vinyl strip prior to
mounting adhesive
(confirm portrait/landscape)





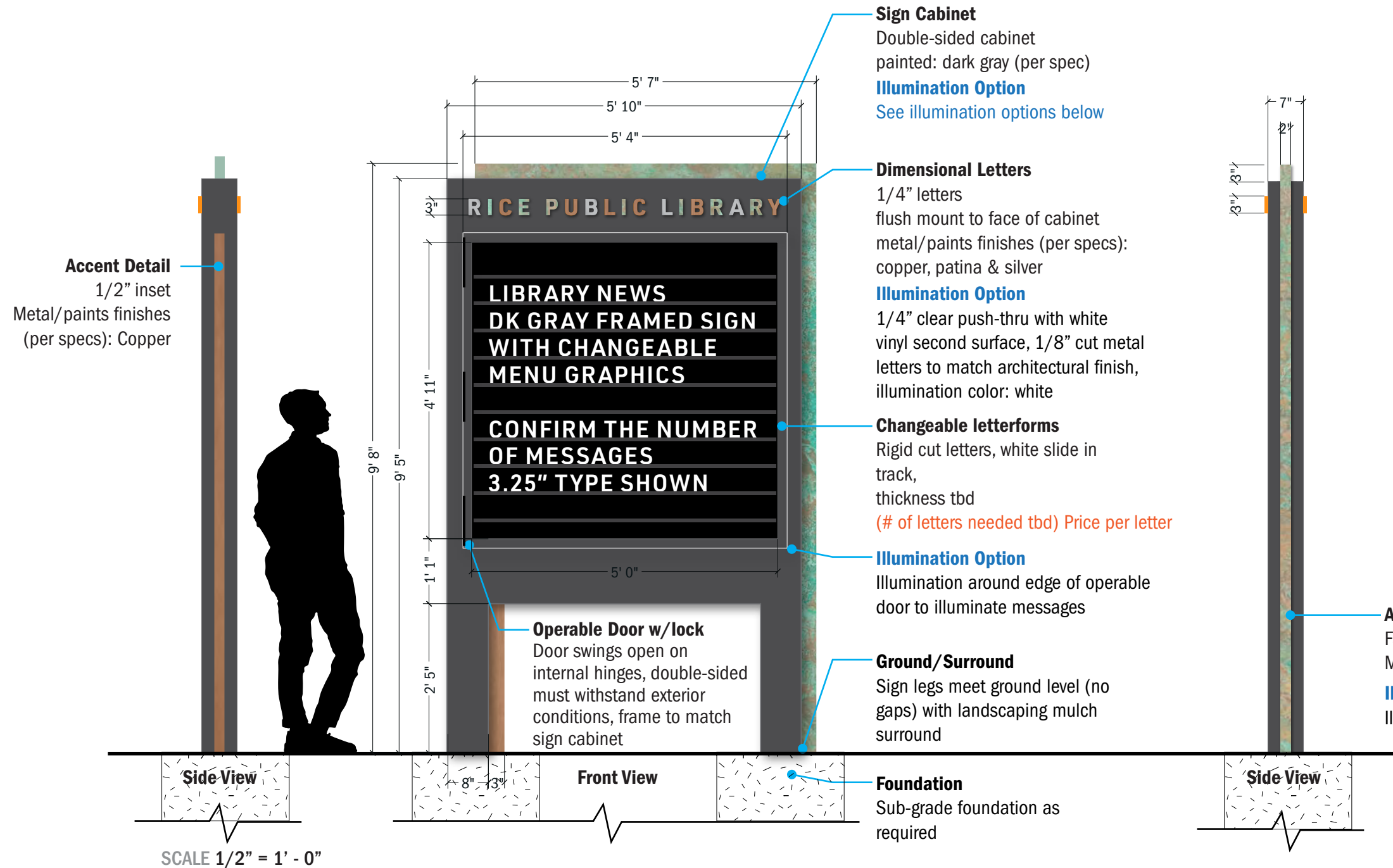
Plan View

Drawing Note:

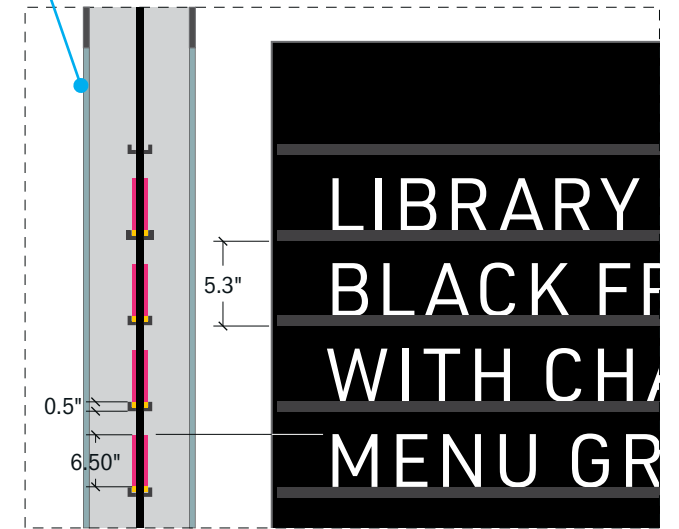
Site survey/coordination required to finalize sign size
- footing space available. DOT & Landscape plans

Pricing Note:

Price illumination as an option
Cabinet options can be provided



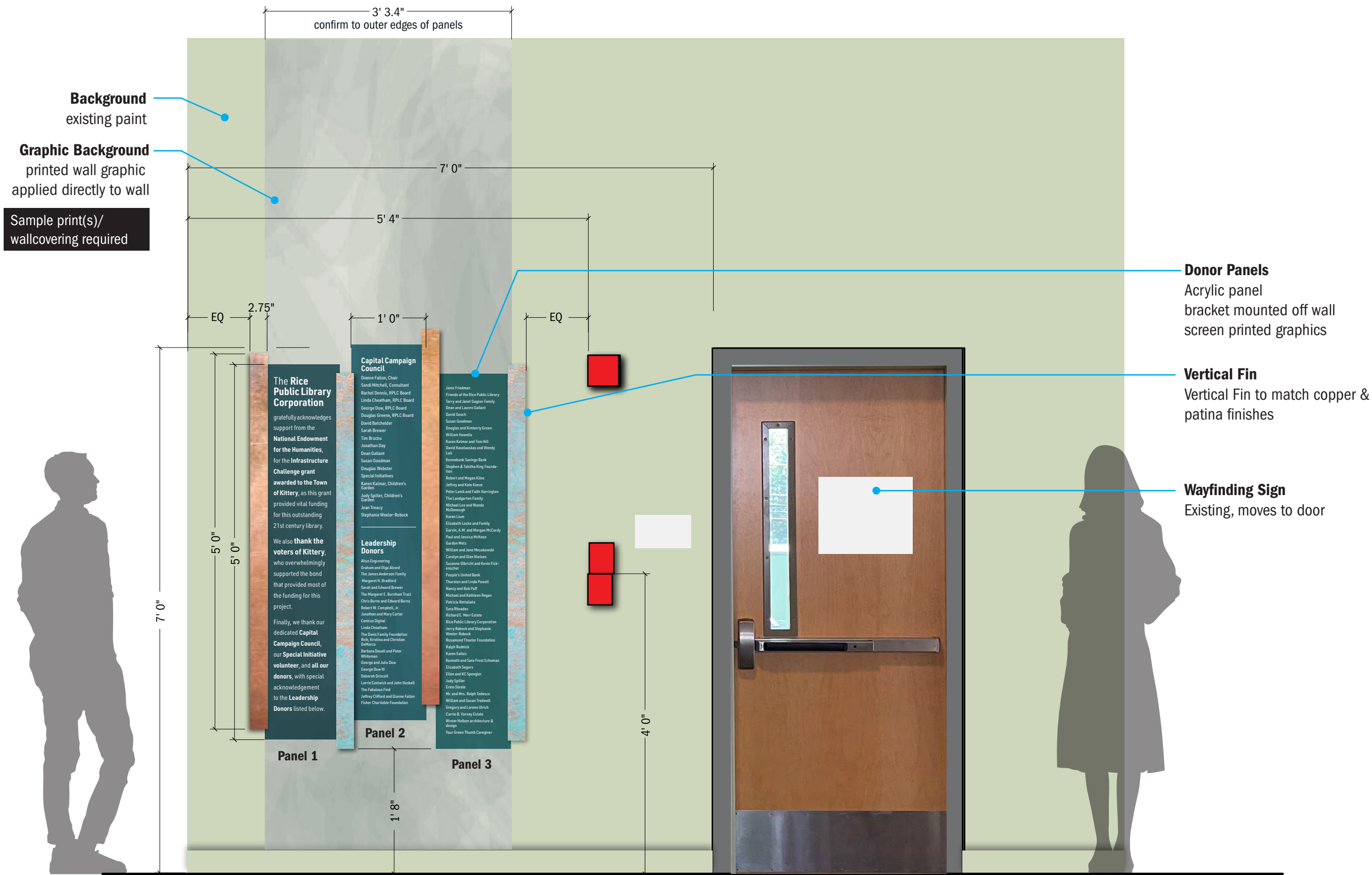
Acrylic/Glass Face
Best exterior lens choice



Section/Detail

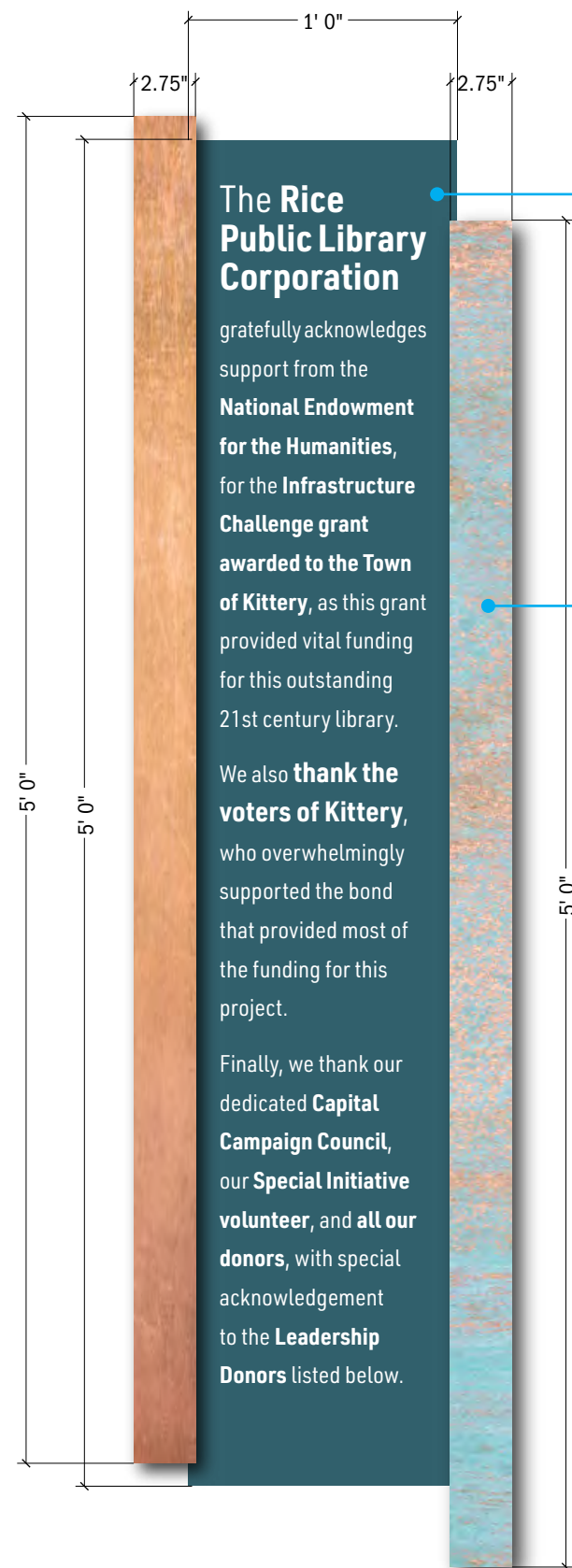
SCALE 1" = 1' - 0"

Accent Detail
Fabricated accent fin
Metal/paints finishes (per specs): Patina
Illumination Option
Illuminate edge (double sided)



(note: VIF all conditions and dimensions)

Elevation
SCALE 3/4" = 1' - 0"



Panel Elevation

SCALE 1-1/2" = 1' - 0"

The Rice Public Library Corporation

gratefully acknowledges support from the **National Endowment for the Humanities**, for the **Infrastructure Challenge grant awarded to the Town of Kittery**, as this grant provided vital funding for this outstanding 21st century library.

We also **thank the voters of Kittery**, who overwhelmingly supported the bond that provided most of the funding for this project.

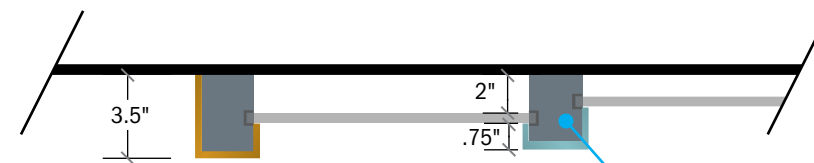
Finally, we thank our dedicated **Capital Campaign Council**, our **Special Initiative volunteer**, and **all our donors**, with special acknowledgement to the **Leadership Donors** listed below.

Donor Panels

3/8" acrylic panels with polished edges
screen printed graphics, first surface
transparent color applied second surface of panel
backer color: pantone colors to match panel 1-3
pantone colors on specifications page;
bracket mounted off wall

Vertical Fin

Dimensional panel to match copper and patina finishes,
fin covers mounting bracket and appears to float off of the wall



Plan View

Mounting Bracket

Brackets of varying depth flush mount to wall; capped by material copper or patina finish shown; brackets have channel to hold panel securely