


2016 - 2017

ANNUAL REPORT

for the Town of

KITTERY, MAINE

July 1, 2016 - June 30, 2017



The Oldest Town In Maine

TABLE OF CONTENTS

State Officials	5
Municipal Directory	6
Town Officials & Boards, Commissions	7
Report from the Town Manager	13
Audit Report	15

Department Reports:

Recreation Department	20
Police Department	22
Rice Public Library	24
Port Authority	28
Fire Department	30
Conservation Commission	31
Code Enforcement	34
Local Plumbing Inspector	36
Town Planner	36
Waste Water Dept.	39
Public Works Department	37
Sewer Department	41
Budget	42
Unpaid Real Estate Taxes	59
Unpaid Personal Property Taxes	65
Unpaid Tax Liens	71

School Department:

Superintendent of Schools	74
---------------------------------	----

Deaths	76
--------------	----

ANGUS S. KING, JR.
MAINE

133 HART SENATE OFFICE BUILDING
(202) 224-5344
Website: <http://www.King.Senate.gov>

United States Senate
WASHINGTON, DC 20510

COMMITTEES:
ARMED SERVICES
BUDGET
ENERGY AND
NATURAL RESOURCES
INTELLIGENCE
RULES AND ADMINISTRATION

Dear Friends of Kittery:

Since being sworn into the Senate in 2013, I have made it my mission to address at the federal level the most important issues facing our great state. Working closely with my colleagues in the Maine Congressional Delegation, we've been able to successfully secure a number of legislative victories that support our state's economy, our rich traditions, and the hardworking people I am proud to represent. In an increasingly polarized Congress, my goal as an Independent is to put partisanship aside, build consensus and further common-sense solutions to address the needs of the American people. To this end, I have co-founded the Former Governors Caucus, a group of former state executives who are frustrated with legislative gridlock and eager to find bipartisan solutions. And as always, I aim to bridge the partisan divide by hosting barbeque dinners in Washington with colleagues ranging from Ted Cruz to Elizabeth Warren. If you know a person's children, then you see them as a mother or father and not a rival vote, and working to further personal dialogue and build relationships can lay the foundation for successful legislation.

One of the accomplishments of which I am most proud is the legislative victory that protects our college students and their families from an expensive hike in student loan interest rates. In 2013, as students faced a significant spike in interest rates that would have taken thousands of dollars out of their pockets, I brought together colleagues from across the political spectrum to broker compromise legislation called the Bipartisan Student Loan Certainty Act. Thanks to this bill, students will save \$50 billion over the next 10 years by lowering their interest rates, which means that a student in Maine will now save between \$3,000 and \$6,000 over the life of their loan.

Being an Independent in the Senate has allowed me to make calls and vote on policies that are best for Maine, but it has also made it possible to play key roles in finding simple solutions and legislative fixes that make good commonsense to both parties. Of course, much of what we do in the Senate doesn't happen on the Senate floor, or even in committee. Instead, it involves working across all levels of government to ensure the State of Maine receives attention and support from the federal government. Take, for example, the opioid and heroin epidemic devastating communities across our state. While Congress has passed legislative solutions aimed at expanding access to medical treatment, I've also pressed for other changes that can be accomplished more quickly and make a more immediate difference in Maine. For example, I successfully urged the U.S. Department of Health and Human Services to increase the number of patients to whom a doctor can provide medication-assisted treatment, and in 2015 brought the Director of the Office of National Drug Control Policy to Brewer to meet directly with Mainers and hear their stories. I've also engaged law enforcement – including the Drug Enforcement Agency – to crack down on the production of opioids and work to limit their diversion. Together, Senator Collins and I helped pass the Northern Border Security Review Act to combat drug and human trafficking along our border with Canada. While the opioid epidemic is certainly our biggest public health crisis, job loss in Maine is still our number one economic problem and that's why we need to focus on bringing good paying jobs back to Maine and protecting the ones we still have. As a member of the Armed Services Committee, I teamed up with Senator Collins and Representative Poliquin to successfully secure a provision in the defense bill that can help domestic shoe manufacturers like New Balance. The three of us also worked together with the Department of Commerce to establish an Economic Development Assessment Team, known as an EDAT, to assist Maine's forest industry in the wake of several mill closures. We have an incredible spirit of innovation and ingenuity in Maine and I believe finding ways to invest in that spirit will reignite Maine's forest products sector and our economy. Part of our economic path forward must also include expanding access to high-speed broadband, which can help connect our businesses and communities to information and economic opportunities.

As a member of the Senate Armed Services and Intelligence Committees, I work to keep Maine and our nation safe. Part of that important work means continuing to work for funding for the construction of Navy ships that will be used to protect American interests across the globe. We all know that "Bath Built is Best Built," which is why I've fought to authorize funding for Navy ships built at BIW. The best way to preserve peace is by deterring war through unassailable strength, and to do that we must support our shipbuilders and our brave service members and invest in our military. I strive to meet this solemn responsibility every day as a member of these committees, which is why I hardly ever miss a hearing and take great care in overseeing the agencies sworn to keep us safe. Armed Services Chairman John McCain called me "one of the most serious and hard-working members" of the Committee, and that's a humbling compliment from a true American hero.

As always, please call or write me with thoughts or concerns with matters currently before Congress, or if you need assistance navigating a federal agency. Please call my toll-free line at 1-800-432-1599 or local office: (207) 622-8292, or write me on our website at www.king.senate.gov/contact. It is an honor and a privilege serving the people of Maine in the Senate, and I look forward to working with you in our search for a more perfect Union.

Sincerely,



Angus S. King, Jr., *United States Senator*

SUSAN M. COLLINS
MAINE

413 DIRKSEN SENATE OFFICE BUILDING
WASHINGTON, DC 20510-1904
(202) 224-2973
(202) 224-2693 (FAX)

United States Senate
WASHINGTON, DC 20510-1904

Dear Friends:

It is an honor to represent Maine in the United States Senate. I am grateful for the trust the people of our State have placed in me and welcome this opportunity to share some key accomplishments.

Growing our economy by encouraging job creation remains a top priority. The tax relief bill enacted during this last Congress contains provisions I authored to provide small businesses with the certainty that they need to invest, grow, and, most important, hire new workers. The 2017 National Defense Authorization Act includes a provision the Maine delegation worked together to champion requiring that military recruits be provided with athletic footwear made in America, as is required for other equipment and uniform items whenever possible. This is a great victory for our troops and for the 900 skilled workers at New Balance factories here in Maine.

Maine's contributions to our national security stretch from Kittery to Limestone. As a senior member of the Appropriations Committee, I successfully advocated for critical funding for projects at the Portsmouth Naval Shipyard and \$1 billion towards the construction of an additional ship that will likely be built at Bath Iron Works. This funding will strengthen the Navy and our national security, and the additional destroyer will help meet the Navy's goal of a 355-ship fleet.

Maine's growing population of older individuals creates many challenges. That's why, as Chairman of the Senate Aging Committee, my top three priorities are fighting fraud and financial abuse directed at our nation's seniors, increasing investments in biomedical research, and improving retirement security.

The Aging Committee's toll-free hotline (1-855-303-9470) makes it easier for senior citizens to report suspected fraud and receive assistance. Last May, a call to the hotline helped lead to the arrest of a national crime ring targeting seniors, and in June I worked to secure the humanitarian release of a Maine senior who had been imprisoned in Spain after being victimized by an international drug smuggling scam.

The Aging Committee also released an extensive report detailing the findings of our bipartisan investigation into the abrupt and dramatic price increases for prescription drugs whose patents expired long ago.

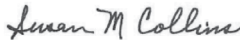
I advocated strongly for the \$2 billion increase in funding for the National Institutes of Health to advance research on such diseases as diabetes and Alzheimer's. I also championed and authored portions of the 21st Century Cures Act that will further support biomedical innovation and make significant reforms to our mental health system.

The Senate also took steps in the past year to combat the nation's heroin and opioid epidemic by passing the Comprehensive Addiction and Recovery Act (CARA), which I was proud to cosponsor. CARA is a monumental step forward in our effort to address the devastating addiction crisis affecting countless families and communities across the country and right here in Maine.

A Maine value that always guides me is our unsurpassed work ethic. In December 2016, I cast my 6,236th consecutive vote, continuing my record of never missing a roll-call vote since my Senate service began in 1997.

I appreciate the opportunity to serve Kittery and Maine in the United States Senate. If ever I can be of assistance to you, please contact my York County state office at 207-283-1101 or visit my website at www.collins.senate.gov. May 2017 be a good year for you, your family, your community, and our state.

Sincerely,



Susan M. Collins
United States Senator



HOUSE OF REPRESENTATIVES

2 STATE HOUSE STATION
AUGUSTA, MAINE 04333-0002

(207) 287-1400

TTY: (207) 287-4469

Deane Rykerson

1 Salt Marsh Lane

Kittery Point, ME 03905

Residence: (207) 439-8755

Business: (207) 439-8755

Fax: (888) 620-8146

Deane.Rykerson@legislature.maine.gov

Dear Kittery Residents,

It is an honor to serve once again as your State Representative. My goal is to fully represent our great community and build upon the work I've done representing you over the past four years.

Kittery has had an impressive year in resolving the Betterment issue and also with the huge citizen involvement in our Comprehensive Plan to envision what our town should be in future years.

This year the Legislature will be taking up roughly 2000 bills, but our chief focus will be on passing a balanced budget for the next two fiscal years, ending the heroin crisis and implementing the four citizen initiatives passed by voters in November of 2016.

I will once again serve on the Legislature's Energy, Utilities and Technology Committee. This committee deals with critical energy and communications policy issues, including energy conservation, clean energy development, expanding high-speed internet access and cell phone and land line access. We came close to a major breakthrough on solar energy last year, and I remain committed to growing Maine's solar industry and building a prosperous future powered by clean energy. I will also serve on the Government Oversight Committee to ensure that our state government works efficiently and with integrity.

Whether we are dealing with the above issues or any other topic, I will continue to work with all of my colleagues, regardless of party, to make sure we're doing the best work we can for the people of our district and all the people of Maine. I will be available to help our citizens resolve issues of roads and transportation, navigate state regulations, access benefits, celebrate their achievements and get answers to any questions about what's going on the Maine Legislature.

Please contact me if I can be of any help or if you want to discuss or testify on any legislation. My email is deane.rykerson@legislature.maine.gov and my phone number is 439-8755. I also send out e-newsletters from time to time. Let me know if you would like to receive them.

Respectfully,

A handwritten signature in cursive script that reads "Deane Rykerson".

Deane Rykerson
State Representative

GOVERNOR

Paul R. LePage (R)
One State House Station
Augusta, ME 04333-0001
(207) 287-3531
governor@maine.gov

Commissioner's Office, Alfred 1-324-1571

Clerk of the House 1-287-1400

REPRESENTATIVE TO CONGRESS DISTRICT 1

Chellie Pingree (D)
57 Exchange Street, Suite 302
Portland, ME 04101
(207) 774-5019
Fax: (207) 871-0720

*1037 Longworth House Office Building
Washington, DC 20515-1901
(202) 225-6116
Fax: (202) 225-5590*

UNITED STATES SENATORS

Susan Collins (R)
160 Main Street
Biddeford, ME 04005
(207) 283-1101 Fax: (207) 283-4054
www.collins.senate.gov
*461 Dirksen Senate Office Building
Washington, DC 20510-1904
(202) 224-2523
Fax: (202) 224-2693*

Angus King (I)
227 Main Street
Biddeford, ME 04005
(207) 282-4144 Fax: (207) 284-2358
www.king.senate.gov
*188 Russell Senate Office Building
Washington, DC 20510-1903
(202) 224-5344
Fax: (202) 224-1946*

STATE SENATOR – SENATE DISTRICT 1

SenDawn.Hill@legislature.maine.gov

Dawn Hill (D)
3 State House Station
Augusta, ME 04333-0003
287-1515, 287-1583 (TTY) or
1-800-423-6900 (Senate message line)
Fax: 287-1527

RESIDENCE:
P.O. Box 701
Cape Neddick, ME 03902
Cell: (207) 337-3689
www.dawnhill.org

STATE REPRESENTATIVES TO LEGISLATURE

<http://legislature.maine.gov/house>

House of Representatives
2 State House Station
Augusta, ME 04333-0002

287-1400 (Voice), 287-4469 (TTY) or 1-800-423-2900 (House message line)
Clerk's Office: 207-287-1400, Fax: 287-1456

DISTRICT 1: Kittery (part)

Deane Rykerson (D)
One Salt Marsh Lane
Kittery Point, ME 03905
Bus.: 207-439-8755
Deane.Rykerson@legislature.maine.gov

DISTRICT 2: Eliot, Kittery (part),

So. Berwick (part)
Mark Lawrence (D)
42 Lords Lane
South Berwick, ME 03908
Res.: 207-748-3289 Cell: 207-475-4975
Mark.Lawrence@legislature.maine.gov

MUNICIPAL DIRECTORY AND EXTENSION NUMBERS
FAX NUMBER 439-6806

MUNICIPAL OFFICE HOURS
MONDAY – THURSDAY
8:00 A.M. – 6:00 P.M.

Town Manager Kendra Amaral kamaral@kitteryme.org	439-1633 Ext. 329	Town Clerk Maryann Place mplace@kitteryme.org	439-0452 Ext. 328
Deputy Town Clerk Karen Estee kestee@kitteryme.org	439-0452 Ext. 313	Assistant Town Clerk Kim Tackett ktackett@kitteryme.org	439-0452 Ext. 312
Voter Registrar Maryann Place mplace@kitteryme.org	439-0452 Ext. 328	Administrative Assistant Suzanne Esposito sesposito@kitteryme.org	439-0452 Ext. 309
Bookkeeper Jan Fisk jfisk@kitteryme.org	439-0459 Ext. 316	Finance Director Patricia Moore pmoore@kitteryme.org	439-0459 Ext. 315
Accountant Kathleen Rich krich@kitteryme.org	439-0452 Ext. 337	Assessor Paul McKenney assessing@kitteryme.org	439-0459 Ext. 306
Town Planner Kathy Connor, Interim @kitteryme.org	439-6807 Ext. 307	Code Enforcement Robert Marchi rmarchi@kitteryme.org	439-6807 Ext. 308
Assistant Planner @kitteryme.org	439-6807 Ext. 303	Assistant Code Officer Shelly Bishop sbishop@kitteryme.org	439-6807 Ext. 305
Development Staff Clerk Michelle McDonald mmcdonald@kitteryme.org	439-0459 Ext. 390	Harbormaster Scott Alessi kpa@kitteryme.org	439-0452 Ext. 301
Administrative Clerk Jeannine Hardy jhardy@kitteryme.org	439-0452 Ext. 310	Administrative Clerk Jillian Marshall jmarshall@kitteryme.org	439-0452 Ext. 311

ELECTED & APPOINTED OFFICIALS

Revised 6/15/15

C = appointed by Council
M = appointed by Manager
E = Elected
NV = non-voting

S = appointed by School Committee
R = appointed by Registrar
P = appointed by Port Authority

		<u>Date Appointed</u>	<u>Date Term Expires</u>	<u>Telephone</u>
TOWN MANAGER				
Amaral, Kendra	C	10/24/16	10/23/21	475-1329
TOWN COUNCIL				
Beers, Gary, Chair	E	11/03/15	11/03/18	439-6313
Denault, Charles, Jr, V Chr.	E	11/08/16	11/08/19	439-4718
Thomson, Jeffrey	E	11/03/15	11/06/18	752-1313
Pelletier, Jeffrey	E	11/08/16	11/08/19	703-8842
Lemont, Kenneth	E	11/07/17	11/04/20	439-3698
Dennett, Frank L.	E	11/03/15	11/03/18	439-3815
Brock, Matthew	E	11/07/17	11/07/20	752-2223
SCHOOL COMMITTEE				
Hoffman, Danielle F.	E	11/07/17	11/07/20	617-285-7755
Dow, Julie D., Vice Chair	E	11/08/16	11/08/19	439-7866
Chalupa, Nicholas M.	E	11/07/17	11/07/20	781-473-3350
Gilbert, Anne D.	E	11/03/15	11/03/18	439-9067
Pomerleau, Rhonda	E	11/08/16	11/08/19	703-2128
Bedard, Kimberly	E	11/08/16	11/08/19	439-9548
Rivers, Jonathan E.	E	11/03/15	11/03/18	439-3858
TOWN CLERK				
Place, Maryann	M	06/27/94	Indefinite	475-1328
TAX COLLECTOR				
Amaral, Kendra	C	10/24/16	10/23/21	475-1329
TREASURER				
Amaral, Kendra	C	10/24/16	10/23/21	475-1329
WELFARE DIRECTOR				
Amaral, Kendra	C	10/24/16	10/23/21	475-1329
FINANCE DIRECTOR				
Moore, Patricia	M	05/01/17	Indefinite	475-1315

COMMISSIONER OF PUBLIC WORKS

Rich, David	M	09/01/16	Indefinite	439-0333
-------------	---	----------	------------	----------

TAX ASSESSOR

McKenney, Paul	M	01/14/16	Indefinite	475-1306
----------------	---	----------	------------	----------

POLICE CHIEF

Soucy, James	M	05/16/16	Indefinite	439-1638
--------------	---	----------	------------	----------

HEALTH OFFICER

Marchi, Robert	M	01/01/18	12/31/18	475-1308
----------------	---	----------	----------	----------

Director of Planning & Development

Vacant	M	Indefinite	475-1307	
--------	---	------------	----------	--

PLANNER

Connor, Kathy (interim)	M	02/28/18	Indefinite	475-1303
-------------------------	---	----------	------------	----------

CODE ENFORCEMENT OFFICER

Marchi, Robert	M	01/01/18	12/31/18	475-1308
----------------	---	----------	----------	----------

ASSISTANT CODE ENFORCEMENT OFFICERS

Bishop, Rochelle	M	01/01/18	12/31/18	475-1305
------------------	---	----------	----------	----------

Kellogg, Jessa	M	01/01/18	12/31/18	439-6807
----------------	---	----------	----------	----------

PLUMBING INSPECTOR

Marchi, Robert	M	01/01/18	12/31/18	475-1308
----------------	---	----------	----------	----------

ALTERNATE PLUMBING INSPECTORS

Bishop, Rochelle	M	01/01/18	12/31/18	475-1305
------------------	---	----------	----------	----------

Kellogg, Jessa	M	01/01/18	12/31/18	439-6807
----------------	---	----------	----------	----------

BUILDING OFFICIAL

Marchi, Robert	M	04/06/17	04/07/18	475-1308
----------------	---	----------	----------	----------

RECREATION DIRECTOR/GENERAL MANAGER

Grady, Janice C.	M	01/24/83	Indefinite	439-3800
------------------	---	----------	------------	----------

SUPERINTENDENT OF SEWER SERVICES

Kathios, George C.	M	01/04/10	Indefinite	439-4646
--------------------	---	----------	------------	----------

SUPERINTENDENT OF SCHOOLS

Wardell, Eric	S	07/01/17	Indefinite	439-6819
---------------	---	----------	------------	----------

FIRE CHIEF

O'Brien, David W.	M	12/28/98	Indefinite	439-2262/1638
-------------------	---	----------	------------	---------------

EMERGENCY PREPAREDNESS

Eaton, Gary, Director	M	08/26/13	Indefinite	439-1638
-----------------------	---	----------	------------	----------

HARBOR MASTER

Alessi, Scott	M	12/05/16	Indefinite	475-1301
---------------	---	----------	------------	----------

SHELLFISH WARDEN

McCollett, John V.	C	02/17/16	03/11/18	438-9714
--------------------	---	----------	----------	----------

BOARD OF APPEALS *(Charter 7 members cannot serve more than 3 consecutive terms of 3 years)*

Wilson, Craig, Chair	C	01/11/16	11/01/18	439-4153
Denault, Charles, III	C	12/11/17	12/01/20	475-2098
Leontakianakos, Louis	C	12/11/17	11/01/20	351-7925
Fitzpatrick, Barry	C	02/22/17	03/01/20	703-5352
Spiller, Judith	C	02/12/18	12/01/19	439-0637
Brake, Jeffery	C	02/22/17	03/01/20	439-0974
Timko, April	C	02/27/17	03/01/20	451-2161

BOARD OF ASSESSMENT REVIEW *(Charter - 3 regular members 2 alternates 3 year terms)*

Afienko, Joseph	C	01/25/16	12/31/18	221-5124
Thron, Mary	C	12/12/16	12/31/19	439-4136
Rindler, Alan	C	06/12/17	12/31/20	703-2447
Vacant, Alternate				
Vacant, Alternate				

CAPITAL IMPROVEMENT PROGRAM (CIP) COMMITTEE *(1 Council Rep., 1 School**Rep., 2 Citizens, Town Manager, Town Planner 3 year terms)*

Clifford, Jeff, Chair-Citizen Rep.	C	11/28/16	12/31/19	439-3875
Perkins, Chris, Citizen Rep	C	11/13/17	12/31/20	439-8244
Beers, Gary, Council	C	11/07/17		439-6313
Rivers, Jonathan, School Comm	S	11/07/17		439-3858
Amaral, Kendra, Town Manager				475-1329
Moore, Patty, Finance Director				475-1315
Vacant, Town Planner				475-1307

COMPREHENSIVE PLAN UPDATE COMMITTEE *(1 Council Rep, 1 Planning Board Rep,**1 Board of Appeals Rep, 1 Port Authority Rep, 1 School Committee Rep, 6 Citizens)*

Gagner, Terry, Citizen Rep	C	05/14/12		475-7078
Hibschman, Tom, Citizen Rp	C	12/08/14		439-6721
Emerson, Thomas, Citizen	C	11/09/15		703-0363
Zurer, Holly, Citizen Rep	C	12/14/15		603-969-4714
Costa, Brett, Citizen Rep	C	03/14/16		439-4258
White, Russell, Chair Citizen	C	12/12/16		439-4534
Bedard, Kim, School	C			439-9548
Driscoll-Davis, Debi PB Rep	C			439-0449
Wilson, Craig, BOA Rep	C			439-4153
Philbrook, Kelly, Pt. Authority	C			439-2061
Brock, Matthew, Council Rep	C			752-2223
Amaral, Kendra, Town Manager- non-voting member				475-1329
Waddell, Eric, School Superintendent – non-voting member				439-6819
Vacant, Town Planner – primary staff coordinator				475-1307

CONSERVATION COMMISSION (7 regular members, unlimited associates 3 year terms)

Wells, Earldean, Chair	C	01/25/16	12/31/18	439-2787
Hall, Stephen F.	C	12/12/16	12/31/19	439-4484
Formalarie, Anne	C	12/12/16	12/31/19	603-320-0186
Kingsbury, Herbert	C	04/10/17	12/31/20	439-6449
Moore, Donald F.	C	12/28/16	12/31/19	439-3842
Saltus, Karen	C	01/25/16	12/31/18	439-9055
Lovett, Nanci	C	03/28/16	12/31/19	439-1169
Bensley, Dean, Assoc.	C	12/12/16	12/31/19	603- 498-8734
Carson, Janice, Assoc.	C	12/12/16	12/31/19	439-4372

ECONOMIC DEVELOPMENT COMMITTEE (3 Councilors, 3 Business/industry Reps,

3 Citizens at large and Ex officio members – Manager and Town Planner) Sunset Date 12/31/16 prior to at which time Council will review the status and its continued need.

Lincoln, David, Citizen Rep	C	02/27/17	12/31/18	703-0457
Kosacz, Stephen-NV Bus	C	02/27/17	12/31/19	361-1901
Dow, George, Chair Business	C	02/27/17	12/31/19	439-7866
Emerson, Tom Business	C	02/27/17	12/31/18	752-1371
Clifford, Jeffrey, Citizen	C	03/13/17	12/31/20	439-3875
Robbins, Shaye, Citizen	C	06/12/17	12/31/20	207-522-8117
Kenneth Lemont, Council	C	11/07/17		439-3698
Vacant, Town Planner ex-officio member				475-1307
Amaral, Kendra, Town Manager ex-officio member				475-1329

EDUCATIONAL SCHOLARSHIP SELECTION COMMITTEE (2 Councilors, 3 citizens, 3 yr terms)

Brake, Jeffery, Chair, Citizen	C	10/23/17	12/31/20	439-0974
Kingsbury, Herbert, Citizen	C	04/10/17	12/31/20	439-6449
Dow, George, Citizen	C	06/08/15	02/08/18	439-7866
Pelletier, Jeffrey - Councilor	C	11/07/17		703-8842
Denault, Charles - Councilor	C	11/07/17		439-471

KITTERY COMMUNITY CENTER BOARD OF DIRECTORS (11 voting members

9 residents 4 experienced or association with recreation, 3 arts & culture, 1 economic or community development, 1 member at large, Town Manager & appointed Councilor; the Rec Director & Town Planner are ex-officio members)

Thomson, Jeffrey, Councilor	C	05/27/15	03/26/18	439-1277
Downs, Michael, Recreation	C	06/22/15	05/30/18	439-3347
Schremmer, Mark, At Large	C	05/29/13	12/31/19	438-9845
Stephens, Kent, Arts & Culture	C	05/09/16	12/31/19	439-5769
Lincoln, Jean, Economic Dev.	C	05/27/15	05/30/18	703-0457
Convery, Maureen Arts Culture	C	05/22/17	12/31/20	439-4735
Lemont, Eric, Arts & Culture	C	01/25/16	12/31/19	603-502-0548
Workman, Steve, Chair - Rec.	C	04/22/13	12/31/19	752-1506
Mathieson, Kristi, Recreation	C	09/12/16	12/31/19	439-1865
Avery, Danielle, Recreation	C	11/13/17	12/31/20	603-300-7360
Amaral, Kendra Town Manager				475-1329
Grady, Janice, Recreation Director				439-3800
Vacant, Chris, Planner				475-1307

KITTERY ENERGY ADVISORY COMMITTEE - KEAC *(Town Manager - AD HOC 2017)*

Evans, David	M			727-542-7548
Penfold, James	M			603-828-2919
Howe, Janet	M			752-7024
Robock, Jerry	M			914-380-2888
O'Connell, Julia	M			703-0450
Rosoff, Lyn	M			617-224-6960
Paly, Melissa	M			603-502-0798
Kosacz, Stephen	M			439-4500

MARY SAFFORD WILDES TRUST *(3 regular members 2 ex-Officio members - 3 year terms)*

Mann, A. David, Chair	C	10/24/16	12/31/19	439-9577
Thomson, Jeffrey D.	C	01/25/16	12/31/18	439-1277
Tobey, Joyce	C	02/13/17	12/31/20	439-6334
(Kenneth Lemont, Council Chair – ex-officio member)				439-3698
(Maryann Place, Town Clerk, ex-officio member)				475-1328

KITTERY OPEN SPACE ADVISORY COMMITTEE *(Town Manager - AD HOC)*

Connor, Kathy - Chair Citizen	M			439-3144
Fellows, Ken - Citizen	M			439-8697
Hall, Stephen - Cons. Comm.	M			439-4484
Mead, Page - Parks	M			439-0638
Moore, Don - Cons. Comm	M			439-3842
Thomas, Peter - Citizen	M			439-5191
Brock, Matthew - Councilor	C			752-2223
Wells, Earledean - Cons. Comm.	M			439-2787
Wilson, Craig - Citizen	M			439-4153
Young, Karen, Mt. Agamenticus to the Sea Cons. Initiative				646-3604
Bennett, Christine, Kittery Land Trust				439-8989

PARKS COMMISSION *(7 regular members, unlimited associates, 3 year terms)*

Mead, Page, Co-Chair	C	04/10/17	12/31/20	439-0638
DeMarco, Richard, Co-Chair	C	03/27/17	12/31/20	439-5393
DeMarco, Kristina	C	10/24/16	12/31/19	439-5393
Payne, Denise	C	10/24/16	12/31/19	439-2203
Turner, Gale	C	03/27/17	12/31/20	439-0550
Wrocklage, David	C	03/28/16	12/31/19	475-4521
Dow, George	C	06/26/17	12/31/19	439-7866
Robbins, Shayne, Assoc.	C	08/14/17	12/31/19	207-522-8117

PLANNING BOARD *(Charter - 7 members - cannot serve more than 3 consecutive 3 year terms)*

Grinnell, Ann H., Chair	C	12/01/16	11/30/19	439-0564
Ledgett, Ronald	C	12/11/17	11/30/19	439-2492
Alesse, Mark	C	11/30/15	11/30/18	703-2054
White, Russell	C	12/11/17	11/30/20	439-4534
Kalmar, Karen	C	11/30/15	11/30/18	439-6497
Harris, Robert	C	12/01/16	11/30/19	439-5614
Dunkelberger, LeRoy	C	01/25/16	11/30/18	439-7653

PORT AUTHORITY *(7 Regular members - cannot serve more than 2 consecutive 5 year terms)*

Philbrook, Kelly, Chair	C	07/14/14	08/31/19	439-2061
Crawford, Bruce, Vice Chair	C	02/11/15	10/08/19	439-3169
Lawrence, Steve	C	09/09/13	08/31/18	475-4649
Drummond, Mark A.	C	08/22/16	08/31/21	439-4720
Patten, Charles	C	09/12/16	08/31/18	439-1589
Bush, Bryan	C	02/22/17	08/31/20	439-5068
Pinkham, Niles	C	01/09/18	01/01/23	439-4483

REGISTRAR OF VOTERS *(Registrar, 2 year term, Deputies - Indefinite terms)*

Place, Maryann, Registrar	C	12/12/16	12/31/18	475-1328
Estee, Karen Deputy	R	12/12/11	Indefinite	475-1313
Tackett, Kim, Deputy	R	08/26/13	Indefinite	475-1312
Lemont, Gail, Deputy	R	10/13/95	Indefinite	439-3698

REGISTRATION APPEALS BOARD *(Chair 4 year term, nominations from parties 3 year terms)*

Lutts, Sandra, Chair	C	01/23/17	12/31/21	439-1108
Sayer, Suzanne - Democrat	C	07/24/17	12/31/18	439-0202
Carson, Janice - Republican	C	02/22/17	12/31/20	439-9165

SHELLFISH CONSERVATION COMMITTEE *(7 regular members, 2 alternates 3 year terms)*

Clapp, Daniel, Chair	C	01/25/16	12/31/18	439-0528
Carven, Joseph F., Jr.	C	02/22/17	12/31/20	439-6218
O'Reilly, Daniel M.	C	11/28/16	12/31/19	439-0236
Treacy, Jean	C	01/25/16	12/31/18	703-0448
Vacant	C			
Vacant	C			
Vacant	C			
Vacant, Alternate	C			
Vacant, Alternate	C			

TOWN MANAGER ANNUAL REPORT 2016-2017

It is my honor to present an overview of the successes and challenges Kittery experienced in 2017. The Town Council, residents, and staff worked well together throughout the year to advance the shared goals of the town and address a variety of multi-year projects.

While the Sarah Mildred Long Bridge remained closed in 2017, the town completed a number of road projects in collaboration with the Maine DOT and Maine Turnpike Authority. The Memorial Circle Improvement Project was completed adding sidewalks, lighting, and crosswalks. The town invested \$800,000 in road improvements to Haley Road, Old Post Road, and Cook Street. Additionally, staff worked with the state to advance the engineering work on the Whipple Road improvements, and the Walker/Wentworth road and sidewalk improvement project. We also secured funding commitments from the state to improve sidewalks and add crosswalks to Badgers Island. We have initiated conversions with Maine DOT and our regional transportation planning organization to study and improve Route 236 at Bolt Hill Road and Fernald Road, and to replace the intersection infrastructure on Route 1 at the Burger King.

We bid farewell to the USS Annapolis and welcomed the command and crew of the USS New Mexico. In 2017, we relaunched efforts to work with the Navy Yard collaboratively on transportation challenges. Through this collaboration we were able to begin development of a grant application with the Navy for significant transportation planning support to address the traffic impacts of the growing shipyard activities.

Planning staff focused on zoning and planning studies to support development in our targeted growth areas. A planning study of the Business Park was conducted, and zoning amendments are being drafted to respond to the development issues identified in the study. The Council approved zoning amendments to the Mixed Use Zone at the northern end of Route 1, allowing for more development opportunities. Landmark Hill is currently under construction, and planning to redevelop the Sowerby property is underway. In 2017, the town launched a Foreside Parking, Land Use, and Transportation Study. The process involved a working group of citizens, staff, and representatives from Maine DOT. The final draft of the study was presented to the Council in December. The Study lays out a vision for the Foreside that enhances the pedestrian experience, increases parking, and maintains the character of mixed-use neighborhood.

A working group was formed by former Town Councilor Judy Spiller advanced the library facility improvement efforts that had been stalled for years. The working group included members of the Town Council, the Library Board of Directors, the Kittery Community Center Board, residents, and staff. Over the course of 2017 the working group gathered significant input from the community and received approval to place a non-binding referendum on the November ballot to determine which project the town should focus on. The results clearly showed a community preference for the renovation and expansion of the existing Rice Public Library building.

Town staff also worked to improve service and communication with the public. The town's website received a design overhaul which improved access to information and provided a more responsive design. Over the course of 2017, new online payment and

credit/debit card payment options were added to the town's services. Credit/debit card payments are now available at the Fort Foster gate and at Town Hall.

The town wrestled with the passage of legalized recreational marijuana laws in Maine. Recognizing that the state would need a great deal of time to implement the law, the town chose to implement zoning amendments that banned recreational marijuana indefinitely rather than implement a moratorium. A working group of staff and advisors developed a framework for recreational marijuana operations in town and participated in the state's process of developing legislation and regulations. At the close of 2017, the ban on recreational marijuana remains in place, and the Legislature continues to work on state-wide regulations.

We were pleased to welcome our new Finance Director Patricia Moore and Human Resources Generalist Maureen Paro in May of 2017. Ms. Moore and Ms. Paro have already made significant progress in improving our internal processes, implementing best practices in their respective operations, and advancing our efforts to be more efficient.

In November of 2017 Fred Dixon retired from the Public Works Department. Mr. Dixon served the town for over 20 years, providing excellent service to the residents.

Finally, I completed my first year of service as Town Manager in 2017. In the past year, I have seen how special and amazing this community is. Residents and businesses generously give their time and effort, they support each other through challenges, and celebrate successes as a community. It has been an honor to serve with this Town Council and town staff, all who demonstrate a true commitment to public service. It has been a pleasure to be a part of Kittery and to assist in advancing the shared goals held by the residents and Council.

Respectfully submitted,
Kendra Amaral
Town Manager



Proven Expertise and Integrity

INDEPENDENT AUDITORS' REPORT

Town Council
Town of Kittery
Kittery, Maine

Report on the Financial Statements

We have audited the accompanying financial statements of the governmental activities, business-type activities, each major fund, and the aggregate remaining fund information of the Town of Kittery, Maine as of and for the year ended June 30, 2016, and the related notes to the financial statements, which collectively comprise the Town of Kittery, Maine's basic financial statements as listed in the table of contents.

Management's Responsibility for the Financial Statements

Management is responsible for the preparation and fair presentation of these financial statements in accordance with accounting principles generally accepted in the United States of America; this includes the design, implementation, and maintenance of internal control relevant to the preparation and fair presentation of financial statements that are free from material misstatement, whether due to fraud or error.

Auditors' Responsibility

Our responsibility is to express opinions on these financial statements based on our audit. We conducted our audit in accordance with auditing standards generally accepted in the United States of America and the standards applicable to financial audits contained in Government Auditing Standards, issued by the Comptroller General of the United States. Those standards require that we plan and perform the audit to obtain reasonable assurance about whether the financial statements are free of material misstatement.

An audit involves performing procedures to obtain audit evidence about the amounts and disclosures in the financial statements. The procedures selected depend on the auditor's judgment, including the assessment of the risks of material misstatement of the financial statements, whether due to fraud or error. In making those risk assessments, the auditor considers internal control relevant to the entity's preparation and fair presentation of the financial statements in order to design audit procedures that are appropriate in the circumstances, but not for the purpose of expressing an opinion on the effectiveness of the entity's internal control. Accordingly, we express no such opinion. An audit also includes evaluating the appropriateness of accounting policies

used and the reasonableness of significant accounting estimates made by management, as well as evaluating the overall presentation of the financial statements.

We believe that the audit evidence we have obtained is sufficient and appropriate to provide a basis for our audit opinions.

Opinions

In our opinion, the financial statements referred to above present fairly, in all material respects, the respective financial position of the governmental activities, business-type activities, each major fund, and the aggregate remaining fund information of the Town of Kittery, Maine as of June 30, 2016, and the respective changes in financial position and, where applicable, cash flows thereof for the year then ended in accordance with accounting principles generally accepted in the United States of America.

Other Matters

Required Supplementary Information

Accounting principles generally accepted in the United States of America require that the management's discussion and analysis, budgetary comparison information and pension information on pages 4 through 11 and 66 through 70 be presented to supplement the basic financial statements. Such information, although not a part of the basic financial statements, is required by the Governmental Accounting Standards Board, who considers it to be an essential part of financial reporting for placing the basic financial statements in an appropriate operational, economic, or historical context. We have applied certain limited procedures to the required supplementary information in accordance with auditing standards generally accepted in the United States of America, which consisted of inquiries of management about the methods of preparing the information and comparing the information for consistency with management's responses to our inquiries, the basic financial statements, and other knowledge we obtained during our audit of the basic financial statements. We do not express an opinion or provide any assurance on the information because the limited procedures do not provide us with sufficient evidence to express an opinion or provide any assurance.

Other Information

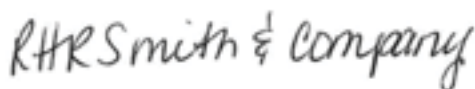
Our audit was conducted for the purpose of forming opinions on the financial statements that collectively comprise the Town of Kittery, Maine's basic financial statements. The Budgetary Comparison Schedule – Budgetary Basis – Budget and Actual – General Fund Revenues, Schedule of Departmental Operations – General Fund, combining and individual nonmajor fund financial statements and capital asset schedules are presented for purposes of additional analysis and are not a required part of the basic financial statements. The accompanying schedule of expenditures of federal awards is presented for purposes of additional analysis as required by Title 2 U.S. Code of Federal Regulations (CFR) Part 200, Uniform Administrative Requirements, Cost Principles, and Audit Requirements for Federal Awards, and is also not a required part of the basic financial statements.

The Budgetary Comparison Schedule – Budgetary Basis – Budget and Actual – General Fund Revenues, Schedule of Departmental Operations – General Fund, combining and

individual nonmajor fund financial statements, capital asset schedules and the schedule of expenditures of federal awards are the responsibility of management and were derived from and related directly to the underlying accounting and other records used to prepare the basic financial statements. Such information has been subjected to the auditing procedures applied in the audit of the basic financial statements and certain additional procedures, including comparing and reconciling such information directly to the underlying accounting and other records used to prepare the basic financial statements or to the basic financial statements themselves, and other additional procedures in accordance with auditing standards generally accepted in the United States of America. In our opinion, Budgetary Comparison Schedule – Budgetary Basis – Budget and Actual – General Fund Revenues, Schedule of Departmental Operations – General Fund, combining and individual nonmajor fund financial statements, capital asset schedules and the schedule of expenditures of federal awards are fairly stated, in all material respects, in relation to the basic financial statements as a whole.

Other Reporting Required by Government Auditing Standards

In accordance with Government Auditing Standards, we have also issued our report dated December 30, 2016, on our consideration of the Town of Kittery, Maine's internal control over financial reporting and our tests of its compliance with certain provisions of laws, regulations, contracts and grants agreements and other matters. The purpose of that report is to describe the scope of our testing of internal control over financial reporting and compliance and the results of that testing, and not to provide an opinion on internal control over financial reporting or on compliance. That report is an integral part of an audit performed in accordance with Government Auditing Standards in considering the Town of Kittery, Maine's internal control over financial reporting and compliance.

A handwritten signature in dark ink that reads "RHR Smith & Company". The signature is written in a cursive, flowing style.

Buxton, Maine

December 30, 2016, except for Note 23 in Notes to Financial Statements, the Schedule of Expenditures of Federal Awards and the Schedule of Findings and Questioned Costs, as to which the date is February 6, 2017.

Table 1
Town of Kittery, Maine
Net Position
June 30, 2016

	Governmental Activities		Business-type Activities	
	2016	2015 (Restated)	2016	2015
Assets:				
Current Assets	\$ 18,269,599	\$ 13,950,886	\$ 1,111,513	\$ 5,531,176
Capital Assets Total	37,446,766	38,194,297	23,639,663	19,169,280
Assets	55,716,365	52,145,183	24,751,176	24,700,456
Deferred Outflows of Resources:				
Deferred Outflows Related to Pensions	2,177,022	880,351	201,344	120,424
Total Deferred Outflows of Resources	2,177,022	880,351	201,344	120,424
Liabilities:				
Current Liabilities	4,280,805	2,098,485	1,207,797	10,371,486
Long-Term Debt Outstanding	20,899,932	19,289,866	13,718,539	3,537,748
Total Liabilities	25,180,737	21,388,351	14,926,336	13,909,234
Deferred Inflows of Resources:				
Deferred Revenue	11,313	17,388	--	--
Prepaid Taxes	5,440	88,708	--	--
Deferred Inflows Related to Pensions	1,574,785	1,404,942	169,082	319,117
Total Deferred Inflows of Resources	1,591,538	1,511,038	169,082	319,117
Net Position:				
Net Investment in Capital Assets	20,853,820	23,501,366	8,786,730	10,875,526
Restricted	4,001,300	1,944,642	926,557	1,075,764
	6,265,992	4,680,137	143,815	(1,358,761)
	\$ 31,121,112	\$ 30,126,145	\$ 9,857,102	\$ 10,592,529

Table 2
Town of Kittery, Maine
Change in Net Position
For the Years Ended June 30, 2016

	Government Activities		Business-Type Activities	
	2016	2015	2016	2015
Revenues				
<i>Program Revenues</i>				
Charges for services	\$ 2,214,051	\$ 2,024,157	\$ 1,942,243	\$ 1,913,533
Operating grants and contributions	2,389,020	2,481,409	-	-
<i>General Revenues:</i>				
Taxes	24,169,852	23,520,275	-	-
Grants and contributions not restricted to specific programs	2,003,827	2,047,153	-	-
Investment income	77,364	36,380	626	4,106
Miscellaneous	769,575	569,218	15,285	84,271
Total Revenues	31,623,689	30,678,592	1,958,154	2,001,910
Expenses				
General government	2,475,282	1,991,533	-	-
Public safety	3,756,395	3,906,362	-	-
Public works	2,436,768	1,867,899	-	-
Recreation and culture	2,321,987	2,305,440	-	-
Health and sanitation	646,156	576,899	-	-
Social services	59,972	76,117	-	-
Education	16,454,376	15,713,389	-	-
County tax	912,948	908,475	-	-
Program expenses	527,737	-	-	-
State of Maine on-behalf payments	1,307,323	1,242,999	-	-
Grant funds/misc. accounts	182,673	568,623	-	-
Overlay	10,873	-	-	-
Unallocated depreciation (Note 4)*	111,315	439,720	-	-
Interest on long-term debt	80,943	426,669	-	-
Sewer department	-	-	2,037,555	2,174,110
Total Expenses	31,284,748	30,024,125	2,037,555	2,174,110
Transfers	656,026	(27,500)	(656,026)	27,500
Change in Net Position	994,967	626,967	(735,427)	(144,700)
Net Position - July 1, Restated	30,126,145	29,499,178	10,592,529	10,737,229
Net Position - June 30	\$ 31,121,112	\$ 30,126,145	\$ 9,857,102	\$ 10,592,529

**RECREATION DEPARTMENT
ANNUAL REPORT
2016-2017**

It is with great pleasure and pride that I submit my 34th annual Town Report for 2016/2017 as the Director/General Manager of the Kittery Recreation Department/Kittery Community Center.

Hundreds of people enter our doors to participate in classes, workshops, meetings, conferences, trips, gym time, fitness room, indoor track, plays/theatre, lectures, preschool, after school daycare, Bingo, scouts, weddings, showers, birthday parties, concerts, memorial services, lunches and so much more. The KCC provides opportunities for everyone, ages two thru over 100.

With every year that passes, our participant numbers are increasing. This is expected, however, still very satisfying to witness. Our revenues climb each year and this year the department brought in \$897,604 which was \$122,604 over our estimated revenue projection. The gymnasium, indoor track, and fitness suite are used on a daily basis, from sun up to sun down, and individuals truly enjoy being able to have these amenities. The fitness suite does require a membership; however the walking track is free for all residents to use. A non-resident fee of \$1 per day is charged to use the track.

The KCC staff and Board of Director's number one priority are to ensure that all are having a great experience at the Center. We challenge ourselves every day to provide great customer service to our guests. Please let our receptionists know how we may assist you during any visit. There is a suggestion box at the reception desk that welcomes your input. Every effort is made and reasonable adjustments are done to make your next visit even more enjoyable.

In June, the 7th annual Kittery Block Party was held in the Foreside Area. Many individuals worked behind the scenes to make this day enjoyable for families and friends. Bob's Clam Hut, York Hospital, Kittery Trading Post, Kennebunk Savings, Harbour Light, Maine the Magazine and Green Pages were the presenting sponsors for 2017. Please thank them when you visit their establishments. The Block Party was able to donate \$23,000 to several nonprofit organizations. There is an application process for non-profit organizations to complete for consideration of a grant.

The Eyes of the World Discovery Center, our outdoor forest Preschool Program is available for two to five year olds. This September a fourth room has been added to accommodate more families. It is our honor that adorable preschoolers are commencing their early education with Kittery Recreation's licensed preschool program. Our staff works with the Mitchell school Kindergarten teachers to assist in setting up our programs to complement theirs. This program is already completely full for September 2017 with a waiting list for fall 2018.

Our S.A.F.E. (Safe Alternatives for Enrichment) after school program is offered to youth in Kindergarten through Sixth grade. This program is licensed with the State of Maine and is housed at the Kittery Community Center on Monday-Friday from 2:30-6pm, allowing working parents to have the peace of mind that their children are engaging in safe activities, including homework time, after school. This program continues to grow and evolve and was moved in 2016 to the renovated East Wing.

Additional security was added to ensure the safety of all of the children in the S.A.F.E. and Head start programs.

The free “Concerts on the Common Summer Series” was held at Frisbee Common at the Kittery Community Center on Tuesday evenings. New bands were hired this summer and enjoyed by all. Kennebunk Savings has been the sponsor for this series since 2003. THANK YOU! We could not offer this series to the community without their sponsorship and the invaluable assistance of the MWR office at the Portsmouth Naval Shipyard who provided the stage and some of the bands this year.

Since 2001 YORK HOSPITAL has provided \$18,500 each year for a total of \$296,000 to allow low-income families and adults the opportunity to participate in activities that they may not be able to do otherwise. This contribution is amazing and so generous. The Recreation Director administers this program after an extensive application process. Some adults have used this for a fitness membership, a class or a trip. Many families take advantage of this generous gift and have been provided with reduced program fees as a result. This program is also very valuable to low income parents by providing financial assistance with daycare during the summer. We wish to thank York Hospital, our neighbor and friend, for this generous contribution to Kittery! Please remember their community spirit and generosity. With much gratitude THANK YOU to Mr. Jud Knox, President and to York Hospital’s Board of Directors. York Hospital provides so much to Kittery and the surrounding communities and we feel very grateful that we are one of the recipients!

2016 also brought to Kittery a new Town Manager, Kendra Amaral. Kendra brings invaluable experience in many areas of municipal government. If you have not yet had the chance to meet her, her door at Town Hall is always open.

Additionally, thanks goes out to the Town Manager, Town Council and Municipal staff for the support they have shown this Department throughout the year. Police, Recreation and Highway staff all worked the Block Party and were able to interact with the attendees in a different way than their normal daily tasks. It is wonderful to work in a community where town departments work as a team and assist each other for the benefit of the residents served. Department heads are functioning very well together and all have the appropriate attitude to provide the best services for the residents in all areas of expertise.

Last, but certainly not least, thank you to the KCC staff in reception, preschool, SAFE, custodial, administration as well as our instructors, coaches, assistant coaches and volunteers, who work each and every day assisting in “Creating Community Together”. I appreciate your dedication to Kittery Recreation/KCC and the citizenry of Kittery! I know that we all want and work hard to obtain a department that our residents are proud of and one that is utilized to the fullest. We strive to have quality staff, instructors, programs, daycare, and preschool in a clean, well maintained environment. Our goal is to willingly grow and change as the building/residents suggest change. We will listen to you! If a request cannot be done, the reason will be explained so that you know you were indeed heard.

Please contact me anytime with any issue large or small. My email is jgrady@kitteryrecreation.com. Or better yet, stop in and visit. We are here for you!

Respectfully submitted,
Janice C. Grady, Recreation Director
KCC General Manager

KITTERY POLICE DEPARTMENT

ANNUAL REPORT

2016-2017

On behalf of the proud men and women who make up Kittery's Finest, I submit to you the annual Town Report for the Kittery Police Department. We are pleased to provide you with a glimpse of who we are and what we do on your behalf.

The Kittery Police Department is currently at full complement with 21 sworn officers and 8 civilian staff. Police Administration consists of the Chief, Lieutenant, and executive secretary, who together are responsible for the day-to-day operations of financials, staffing, training and the overall efficiency of the department. Our second-in-command, Lt. John Desjardins joined the department in October of 2016 having previously served with the Westbrook Police Department for over 20 years. John has become a valuable asset to our department and the town with his years of experience.

Uniformed Patrol is the backbone of our agency and consists of 11 officers and 4 sergeants. They are responsible for the overall protection of lives and property, maintaining and enforcing law and order and responding to requests for service. This past year we saw the retirement of Patrol Officer John Usher after a career spanning over 30 years in law enforcement—10 with the Kittery Police Department. John was instrumental in shaping our K9 program and was a dedicated trainer for the New England region. As a result of his retirement coupled with promotions and vacancies, we moved quickly to fill positions and bring the department up to full complement. I couldn't have been more pleased by the efforts of our staff who managed our recruitment and selection process and conducted a promotional exam. As a result we were fortunate to add two very talented and previously certified officers to our staff—Officer Matthew Fulmer and Officer Tristian Valenti. Additionally, Officer Chris Daggett was promoted to the rank of Sergeant providing an increased measure of supervision for our troops.

Criminal Investigations is comprised of two detectives—one temporarily assigned to the DEA Task Force—and one School Resource officer. Together they are responsible for investigations and youth services, including investigating all reports of violent crimes against persons and the investigation of all reports of property damage, theft, burglary and other non-violent crime. Additionally, they provide juvenile services within the schools, background investigations and serve as liaisons with the District Attorney's Office and our federal counterparts. Detectives are also responsible for managing the towns registered sex offenders.

Our communications center is staffed with highly trained dispatch staff consisting of 5 full-time dispatchers, one dispatch-records clerk, and one per diem dispatcher. This past year we welcomed the addition of two new dispatchers, Megan Shield and Robert Bishop, both with previous dispatching experience allowing for a smoother transition into their new roles. Together they are responsible for the day-to-day emergency and non-emergency communications for the town of Kittery and Eliot. To shed light on just how busy the center is, dispatchers handled 40,628 calls last year, up from 33,533 the previous year. A tremendous effort for sure from some of the best people in the business.

The Kittery Police Department is very proud of our strong police/community partnership. This partnership is sustained and strengthened through our community programs, events and outreach. Programs such as Coffee with a Cop—an unscripted,

casual opportunity for our officers to connect with residents over a cup of coffee and some conversation—are a hit with the community. Others, such as the National Night Out and the Kittery Block Party are just a few of the ways our officers reach out to the community and offer insight into what we do every day. Watch our Facebook page and website for upcoming “Coffee with a Cop” meetings and other events to stay connected.

The opioid epidemic continues to ravage the New England region and leaves virtually no area untouched. Unattended deaths increased again last year and sadly a number of those were attributed to overdoses. This crisis has devastating effects on individuals, their families and their loved ones. As a result we’ve experienced a steady increase in violent crimes in the Seacoast area such as robberies, burglaries, larcenies, and assaults. Many of the persons responsible for these crimes are addicted to hard drugs such as heroin, methadone, crack cocaine, and a new substance on the streets called fentanyl. Fentanyl is a synthetic based opiate that is 50 - 80 times stronger than heroin and far more addictive. Most of the overdose deaths in our area have come from this new product. We continue to work in conjunction with a number of police agencies and medical leaders of our region including York Hospital and a number of volunteer groups in hopes of developing a positive response to those who want help with their addictions.

Like several other southern Maine law enforcement agencies, we participate in a Drug Enforcement Agency Task Force targeting opiates and other serious drugs that permeate the region. This team of skilled officers produced incredible results last year in the size and the scope of the cases they investigated. As we know most of the serious crimes committed today have their roots in substance abuse. Many times these individuals will stop at nothing to supply their addictions. We are continuing to partner with other agencies in Maine, New Hampshire and Massachusetts to help combat drug trafficking and to track down those who prey upon our citizens.

Following in the footsteps of other agencies, Kittery police officers were trained and equipped this past year to issue the lifesaving drug Narcan in an attempt to save those experiencing overdoses from opiates. Within minutes of administration Narcan can bring someone from the edge of death to consciousness. As a result our officers took part in several ‘saves’ that likely would have had very different outcomes if not for this training. A tremendous thank-you to American Ambulance and their staff who provided the free training and guidance on this project. Additionally, York Hospital President Jud Knox also stepped forward to donate Narcan to our first responders at no charge to the community.

We continue seek out grant funding to supplement our enforcement efforts and our budgets. Last year we secured enforcement grants from the Bureau of Highway Safety for Impaired Driving, Seatbelt and Speed Enforcement to help keep our roadways safe. In addition we’re always working to stay one step ahead of the criminals who threaten the safety of our officers. As the recipients of a JAG grant, we were able to purchase 6 Level IV ballistic vests that protect officers from high powered rifle rounds and place them in our cruisers. We also purchased two ballistic hand-held shields that officers can use when approaching areas that may threaten their safety. I would like to recognize our administrative staff and patrol sergeants for taking the initiative to write these grants and administer them. It is part of what makes us different from most agencies and helps us be more proactive.

This year we took the time to recognize many of our officers and staff during a public ceremony held at the Kittery Community Center. The event included swearing in two new officers, the promotion of an officer to the rank of Sergeant, and an awards ceremony that recognized not only our officers and staff, but several of our community members. Law Enforcement is steeped in tradition and this was one event that I wanted to bring back to the agency to highlight all the great work that is done here. Throughout the evening we recognized acts of bravery, hard work and dedication. Awards were presented to many, including citizens who demonstrated selfless acts of kindness. Our hope is to keep this an annual tradition that we share with our families and our community.

As a border town with the City of Portsmouth, Kittery continues to flourish as a significant destination for tourists who visit our historic parks, outlets and downtown Foreside area. Likewise, our residents are extremely proud of these sites that reflect a simple but exciting way of life in this town. As such, the Kittery Police Department is committed to ensuring the safety and well-being of both our residents and visitors alike who frequent these areas. As ambassadors to the town, we strive to conduct frequent park and walk patrols in these and other areas and encourage our officers to be as visible as possible. To enhance our efforts, we encourage the community to keep a watchful eye and report concerns or suspicions to the Kittery Police Department or the Seacoast Crime Stoppers.

I would like to thank the community for their continued support and standing alongside us during such a challenging time in our country. The men and women of the Kittery Police Department realize the trust that is bestowed upon us is earned through the strong relationships between the community and its police force. Without their support we would not have the success we've had over the last year. I also encourage you to visit our department website or our Facebook page as we update new information and services.

Respectfully submitted,
James Soucy, Chief of Police

RICE PUBLIC LIBRARY

Annual report

2016-2017

On behalf of Rice Public Library, I respectfully submit the library annual report for 2016-2017.

The mission of Rice Public Library is to:

- Promote literacy and lifelong learning in a welcoming environment.
- Ensure access to local, national and global resources for all individuals.
- Offer a collection that reflects the varying interests of our community through a variety of print, electronic, digital and emerging media.
- Address the educational and cultural interests of the community.

- Collect, preserve, disseminate Kittery and local historical information.

Some statistics that demonstrate the library is fulfilling our mission:

Input Library Use	Rice Library Services for FY 2014-2015	Value of Services
58,183	Books Borrowed	\$ 1,047,294
25,641	Children & Young Adult Books Borrowed	\$ 256,410
23,727	Interlibrary Loan Requests	\$ 711,810
3,812	eBooks/Audiobooks Downloaded	\$ 30,496
2,308	Museum Passes Borrowed	\$ 46,160

*Value of services format and data courtesy of the Maine State Library.

- Average cost of hardcover for adults: \$18.00
- Average cost of hardcover for children: \$10.00
- Interlibrary Loan Requests for Books/DVDs/Books on CD: \$30.00
- eBooks/Audiobooks Downloaded: \$8.00

Kittery residents continue to be devoted library patrons. Currently we have 5,772 active patrons and we welcomed 555 new patrons last year.

NEW SERVICES

- We officially launched our Zinio digital online magazines collection. We have about 60 titles of adults' and children's magazines covering just about every topic. The response we have gotten from patrons who have used it has been amazing. They love it! Forty or more titles are downloaded each month. The portal for Zinio is on the library webpage at www.rice.lib.me.us.
- In March a new vendor for downloadable books was selected by the Maine State Library. The Cloud platform includes a much larger collection of downloadable titles (over 10,000 titles) with a simple and intuitive interface. **Anyone with a library card** from a participating library can access this collection free of charge. This collection is offered through an app-based service called CloudLibrary. Last year our patrons downloaded 3,812 eBooks.
- Fourteen technology classes were offered onsite at Rice Library. Topics included Zinio, iCloud, web site building, tablets and streaming media. The annual appeal funds enabled the library to purchase two new Windows laptops along with the five iPad's purchased previously.

PROGRAMS

It was another busy year for circulation and adult programming. Here is what the library has accomplished in the past year.

- Programming included the ever-popular Rice Pudding Poetry series, with a bonus visit from the Maine Poet Laureate Stu Kestenbaum. Also popular were several programs on Kittery history, such as Rock Rest and a presentation on the glorious era of the grand hotels and trolleys in Kittery. Rice Library

and the William Fogg Library in Eliot were awarded a grant to deliver a yearlong series of programs on WW1 and America. This will conclude with a presentation on November 9, 2017 at the Kittery Community Center.

GRANTS

Regarding grants received, we were awarded several this past year to supplement our Youth Services budget. The *Traip Trust* allotted \$3,453.75, for non-fiction materials to improve and update our non-fiction collection. The *Rosamond Thaxter Foundation* awarded us \$2,000 towards additional print material. The *Friends of the Library* donated \$2,000 towards Children's summer reading programming, and we received \$1,000 from the *Kittery Block Party Grant* committee. Monies given are greatly appreciated and assist us in meeting the needs of those we serve. In total, we are greatly pleased that Youth Services received \$8,453.75 in grant money for programming and collection development.

To supplemental other areas of the collection, a local resident gave \$2,000 to purchase new DVDs and another gave \$3,000 for mystery and thriller large print books. The Lions Club donated \$1,000 for large print books.

BUILDING MAINTENANCE

The largest expenditures this year included painting the exterior of the Taylor building and replacing deteriorated sections of the trim and gutter as needed. Also at Rice the painting and repairs on the wrought iron fire escape and balcony over the front entrance were completed.

The library has been awarded FY 2018 CIP funds by the Town to be expended on replacing a beam on the roof of the Rice building and replacing the lighting in both building with LED energy saving units.

The donations in memory of Eunice Sillsby were designated to purchase a plaque with the history of the Rice Public Library written by D. Allan Kerr. The plaque was installed in front of the Rice building.

YOUTH SERVICES

Rice Public Library's Youth Services has had a fun and exciting year! We are happy to report that this past year we were listed as **Number One in the State of Maine** (for municipalities with a population under 10,000) for Children's Programming Attendance, as documented in the annual Maine Public Libraries Report. This past year, we offered a total of *139 programs* with *9,124 attendees*. We continue to offer a wide variety of programs, and the number of families who utilize our free, enriching, and fun-filled events grows and evolves. Last summer, we had 563 participants for our Summer Reading Program, "On Your Mark, Get Set, Read!", who read **3,790 officially logged hours**, and our Children's Circulation statistics indicated a **26% increase** in the number of items checked out. We continue to hold a wide variety of programs both in-house and at local organizations to better reach and make accessible our events, and increase our community impact.

Outreach programming included: Kittery Estates inter-generational events, Back to School Blast at PNSY, SAFE S.T.E.M. programs at the Community Center and library

visits, school visits to Mitchell, Shapleigh, and Traip for library card registration and information-dissemination, and local preschool story times.

In-house programming included: Story Times, Family Movie Nights, Lego Club, African Dance & Drumming, author visits with Kittery resident and New York Times Best-Seller Ryan T. Higgins, our annual Teddy Bear Sleepover, Touch a Truck, and programs for the Seacoast Mothers' Association, as well as our first-ever Holly Jolly Trolley event. For special programs held outside the library, we brought Dustin Pari of "Ghost Hunters" fame for a paranormal lecture, Halloween Trick or Treating Story Time at Kittery Estates, and a Halloween Laser Spooktacular at the Star Theatre, and more. Our largest event was the End of the Summer Star Wars Festival at Fort Foster. Several hundred people attended this: we held Jedi Training for the smaller children, a Star Wars Trivia game, and cos-players who dressed as Storm Troopers, Obi Wan Kenobi, and other Star Wars characters. It was a phenomenal evening.

VOLUNTEERS

Our marvelous volunteers assisted us with processing interlibrary loans, programming, shelving, carting books between the two buildings and special events. We deeply appreciate the help of our dedicated volunteers: Mark Steele, Hope Neilson, Mary Ann West, Deborah Balon, Mary Lombardi, and Francesca Toracinta, who volunteer many hours over the course of a year. We are very grateful to the many members of the Friends, especially President Gail Lemont, Secretary Sallie Mackie and Co-Treasurers Merry and Don Craig. This year the Friends raised funds to pay for eleven museum passes, \$2,500 for the children summer reading program and funded the online museum pass reservation program Tixkeeper. Last year 2,308 patrons borrowed museum passes to enjoy eleven area museums at a free or discounted rate.

Rice Public Library was selected by Northeast Credit Union as their 2016 site to volunteer for the United Way Day of Caring. Ten volunteers from Northeast Credit Union worked all day to make both buildings sparkle and the gardens looking magnificent. The team cleaned windows, dusted and the polished woodwork, weeded the gardens and planted a tree and shrubs.

Additionally we are very fortunate to have many dedicated volunteers transporting thirty books monthly to Meetinghouse Village for citizens in our community that are unable to access our facility. Thank you for assisting us with this essential service.

Thank you to a wonderful team of Traip students that spent twice a week for six weeks doing a variety of tasks. Thank you to the Traip teaching staff that organized and supervised the library community service and learning project: Ms. Penny Draker and Ms. Eva Diharce.

STAFF

The extraordinary staff, without whose help none of the above could have been accomplished, is:

Technical Services Supervisor Greta Evans, Supervisor of Youth Services Jennifer Kelley, and Circulation Supervisor Katie Lyons, Library Assistants: Simone Roy and Karen Morgan, Library Substitutes: Rich Wicker, Charlotte Arredondo, Katherine Ciak, and Melissa Rivers.

LIBRARY BOARD

The members of our Board of Directors who guided us through the above activities were: President Rachel Dennis, Vice President David Harris, Co- Treasurer Dudley Bierau, Co- Treasurer George Dow, Secretary Douglas Greene, Dianne Fallon and William Tredwell.

We genuinely appreciate the residents of Kittery and the Town Council's continuing support of the Library by funding our operational needs for the fiscal year.

PLANNING FOR A 21ST CENTURY LIBRARY

After a year of working in collaboration with the town library working group, a non-binding referendum will be on the November 7th 2017 ballot.

The three options are:

Option 1 Rehabilitate Rice Library and build an addition on the current building.

Option 2 Build a new Rice Library on Rodgers Road adjunct to the Kittery Community Center.

Option 3 Neither of the above.

Libraries are an essential service in today's complex world of transforming information ecosystems and technological demands. We endeavor to re-imagine, re-think and deliver the services our patrons require. We are seeking to create a library environment that accommodates all our patrons, now and in the future and evolves as technology, methods of learning and accessing the library services change.

Please feel free to contact me at perkinse@rice.lib.me.us.

Respectfully submitted,
Elizabeth Perkins, Library Director

PORT AUTHORITY ANNUAL REPORT 2016-2017

On behalf of the Kittery Port Authority I respectfully submit the annual report for the Kittery Port Authority. I would like to take this opportunity to introduce myself, my name is Scott Alessi and I was hired in August of 2016 as the interim Harbormaster and officially hired as Harbormaster in December of 2016. I have had a tremendous amount of support from past Harbormasters, the boating community, and the Kittery Port Authority members. It has been a great first year and I have enjoyed meeting and assisting our Mooring holders and Waitlist applicants. Most of my time this year has been focused on solving mooring issues and addressing concerns brought to my

attention. I have enjoyed working with the recreational and commercial boaters alike and look forward to continuing my service in the years to come.

We have had several projects successfully completed this year, some of which were in the works before I started as Harbormaster and some I have started and completed.

BUILDING/GROUNDS AND MAINTENANCE

New doors were built and installed on the Rice Avenue Maintenance shed.

Two Rider pilings were replaced on the Pepperrell pier.

Two Pilings on the north wall at Pepperrell Cove have been replaced.

New lighting and railings were installed at Pepperrell Cove increasing safety for all who use this facility.

New Signage has been installed at Pepperrell Cove/Traip Boat Ramp/Government Street Wharf.

PIERS WHARFS AND FLOATS

A 6ft x 30ft Dingy Float was replaced.

HARBORMASTER BOAT

A new 21 ft. Surfside center console boat was purchased to replace the Sea Pro. The new boat allows for access all areas of Kittery waters.

The Sea Pro was Auctioned and sold in July.

EXPENSES AND REVENUES

Total Revenues for the year were \$132,670 and Expenses \$114,984 with a modest surplus of \$11,991. The Surplus will be transferred into the Government Street Wharf CIP Fund to address needed repairs in the future.

GOVERNMENT STREET PIER

In May, the Kittery Port Authority contracted Bakers Design Consultants of Freeport Maine to conduct an evaluation of condition for the Government Street Wharf. The last evaluation of condition was last done 10 years ago. In late June Barney Baker of BDC presented his report to the KPA. Due to structural issues Mr. Baker recommend that the weight limit of the Government Street Wharf be reduced to no more than 3500 tons. The KPA is working closely with the town manager and council to address the needs outlined in the report, however until the needs are addressed the weight limit of 3.5 tons will remain in place.

KITTERY PORT AUTHORITY PROJECTS

The Kittery Port Authority has been working on a rewrite of the Rules and Regulations that has included extensive language revisions to add legal and technical clarity. The fee schedule has been combined and moved to Appendix A as has the Record of

Changes to Appendix B. Both of which make the Rules and Regulations much more user friendly.

MOORINGS

Currently there are 521 Moorings in Kittery waters, of those 343 are assigned to Kittery residents and 178 assigned to non-residents. Commercial moorings account for 26% of our moorings. There are currently 133 applicants on the waitlist.

Thank you and please call me anytime with questions.

Respectfully submitted,
Scott Alessi, Kittery Harbormaster

FIRE DEPARTMENT ANNUAL REPORT 2016-2017

The firefighters of the Kittery Fire Department are proud to provide an outstanding service for a small proportion of the town's budget. However, we are, like most call and volunteer departments experiencing a manning problem during certain times of the day and week. Our firefighters respond when they are able and as most of them have day or night time jobs are unable to leave the workplace to answer the call. Today's life style is vastly different from when call and volunteer departments flourished many years ago.

Today's fire service is also vastly different from many years ago. Our firefighters are fully trained in all aspects of rescue and firefighting. They are required to meet the Maine Bureau of Labor Standards minimum requirements for firefighting which takes approximately 270 hours to complete. After becoming certified they must keep current by attending training classes twice a month and one full weekend every year is dedicated to safety training. Our training is intense and comprehensive and as a result several of our firefighters leave our community to take career firefighter positions in other cities and towns. We will be working on this concern over the next year and in the future to ensure we continue to provide an outstanding firefighting force for the town.

I am pleased to announce that several of our new firefighters have completed their Maine State Firefighter certifications and are now fully functioning firefighters for the Town of Kittery. These six firefighters, Chris Succi, Jack McLain, Tyler Buffington, Brian Carey, Noah Laster and Justin Barnaby dedicated several nights and weekends over a six month period to complete the course and be tested by an independent review team. Thank you for the dedication and effort put forward for this community.

**2016-2017
Incident Type Breakdown**

<u>Incident Type</u>	<u>Occurrences</u>	<u>Percentage</u>
Fire/Explosion	36	7.6 %
Rescue Call	123	25.9 %
Hazardous Condition	102	21.5%
Service Call	55	11.6 %
Good Intent Call	34	7.2 %
False Call	119	25.1 %
Severe Weather/Disaster	5	1.1 %
Special Type/Complaint	1	0.2 %

Total **475 calls**

I would be remiss if I did not take this space to thank the men and women who dedicate themselves to this department. The time, effort and care they put forward for this town to provide for a highly trained, fully compliant firefighting force is unmatched anywhere.

We are always looking for new firefighters. Should you have the time and desire to put forward many hours of your free time to become fully certified and join our team of outstanding individuals please visit one of the two fire stations on a Tuesday night after 6:00 pm.

Respectfully submitted,
D. W. O'Brien, Fire Chief

**CONSERVATION COMMISSION
ANNUAL REPORT
2016-2017**

We welcome Kittery residents interested in serving on the Conservation Commission. Regular meetings are held on the first and third of each month at 5:50 pm in Conference Room A of the Town Hall.

Coastal Cleanup was held on Saturday October 22, 2016 at Seapoint and Crescent Beaches, Rogers Park and Eagles Point we had a very good turn of volunteers from the Kittery Lions Club and residents who cleaned 3 ½ miles of shoreline collecting 100+ pounds of debris. Volunteers again picked up hundreds of plastic cable ties (clear plastic usually used to tie electric wires and computer cables to prevent tangling). All the ties had been cut, these ties have been showing up on Crescent Beach for the last few years. In 2013 we collected 510+, 2014 -300+, 2015 – 549+, and 2016 – 597+.

A Town Councilor joined our cleanup and she also picked up at least 200 cable ties! KCC wrote a report to the entire Town Council. The new Harbor Master has agreed to discuss the issue with Kittery lobstermen requesting that a receptacle be on the boat to store the cable ties until they can be properly disposed of on shore.

Town Farm Forest – A new Trail Map is available on the Town website as well as in several locations in the park. New trail signs have been replaced and blazing markers have been newly repainted.

Rogers Park – the Conservation Commission continues to be aware of the dog/horse waste situation along the trails in this park. We very pleased with the group who has volunteered to keep plastic bags available to pet walkers in the park and who also patrol the park to keep the trails clear of pet waste. We wish to acknowledge and thank the volunteers for their work on behalf of the residents of Kittery.

Lobster Trap Cleanup – was held on Saturday, May 13, 2017 from 9:00 am to 11:00 am. on Seapoint and Crescent Beaches. Volunteers helped to remove 35+ lobster traps from the beaches. Three Traip High School students volunteered their time to haul traps and parts of traps that had washed ashore during winter storms to the Seapoint parking area to be stacked for Public Works truck to take to the town dump on Monday.

While we did find bags of pet waste thrown into the salt marsh or left on the beach again this year and there were fewer bags than in past years. Pet waste continues to be a problem in Kittery. Many thanks to all the volunteers and Public Works for all their help this year.

Adopt-A-Road - 2016-17 was a banner year for the Kittery Adopt-A-Road Program. On November 9, 2016 Co-Chairs Susan Emery and Janet Gourley held a Thank You 20 Year Anniversary Party for all the Adopters who “Keep Kittery Clean and Beautiful.” Some have been with the Program since its inception. This event was held at the Kittery Community Center with delicious food provided by Badger’s Island Pizza, Dominos, Where Pigs Fly, Robert’s Grill, Rudders, Weathervane Seafood, Black Birch, Beach Pea Baking Company and Lil’s Café. We are so fortunate to live in Maine’s “Where-to-Eat Town” (11/16 Downeast Magazine) and to have benefitted from the generosity of so many of these fine establishments at our event. We also want to thank one of our Adopters, Nelson Linscott, for picking up many of these donations.

The Adopt-A-Road Program was started by Susan Emery when she was on the Conservation Commission. She had seen a sign for such a program in her hometown, Peterborough, NH. At that time a program did not exist in Maine due to sign litter laws, so the Chair at the time, Conrad Quimby, suggesting modeling ours after the State of NH Program with which he was familiar, having been in the NH Legislature at one point. We subsequently modified their forms and had the Kittery Adopt-A-Road Program approved by the Town Council. One long time Adopter who could not attend the celebration emailed, “Thank you for starting the Program. Our roads are so clean!”

We were pleased that the first Co-Chair, Jeff Clifford, who had also been Coastal Clean-Up Co-Chair with Susan for several years, was able to attend the Anniversary Event. After the first year, Janet Gourley, also then a KCC member, became Co-Chair of the Program. Although for the majority of the period of the Program, the Co-Chairs have not been members of the KCC, the Program remains affiliated with the Commission. Its representative on the KCC is Steve Hall, who is also responsible for

procuring and installing the signs, which are funded by the Commission. It's been a busy year for that. Thank you, Steve!

Another factor in this having been a banner year is that we have many new Adopters, aided by some online presence via Commission members Karen Saltus, Anne Formalarie and Nanci Lovett. The latter two ladies are also assisting in following up with Adopters to ascertain who is still with us and compiling a current list, given that for many years we have been on an honor system, and after years of service, many forget to submit their termination forms.

We want to welcome our new Adopters: The Ouellette Family-Oak Terrace/Bridge Street, Beach Pea Baking Company-Wentworth Street, Rick/Judy Davidson-Foyes Lane, MJ/Dave Labbe-Gerrish Island Lane, Karen Saltus-Goodwin Road, Kittery Democratic Municipal Committee-Route 236 from Traffic Circle to Rite Aid, Marra-McCarten Family-Pocahontas Road from Bridge to Wheelhouse Road, Captain's Way, Wheelhouse Road. Renda Tucker is now helping Connie Nagle-Kittery Point Bridge to 18 Pepperrell Road.

We also want to thank Adopters who are no longer with the Program, most due to having moved, for their years of cleaning: Pat Cherry, Herb Kingsbury, Neil Jorgensen/Martha Petersen, Steve/Jennifer Emery, Lisa Mahoney, Dr. Christopher Santini, Patricia/Mary Ellen McCollum, Elizabeth/Jeffrey Hoyt, Carlene Baime, Bob/Sandra Newman, PNSY Ambulatory Care, Rice Public Library and Durgin Pines Maintenance Staff.

As of this writing, August 2017, the Program has 32 confirmed Adopters (Individuals, Families or Groups) cleaning 46 roads or road sections. We are still tracking down 4 Adopters who have been with the Program for some time, who represent 13 roads or road sections. If you would like to join those "Keeping Kittery Clean and Beautiful" by adopting a road, please contact Co-Chairs Janet Gourley 207-439-6082 or Susan Emery 207-439-4809 susanmemery@yahoo.com. Information is available about the Program on the KCC bulletin board in Town Hall. Adopters commit to cleaning at a time of their choice in April, August and November for a minimum of two years. Roads available include sections of Haley and Bartlett, also Lewis, Wilson, Stevenson and Dennett, Route 236-Overpass to Eliot Line, many residential roads and others. We hope you will join us!

Open Space Committee – Conservation Commission continues to serve on this important committee in identify and review town owned property and right of ways.

Planning Board continues to work on ordinance updates and the Comprehensive Plan for Kittery. The Conservation Commission serves as an advisory to the Planning Board and Board of Appeals.

Kittery Conservation Commission members: Earledean Wells, Chair; Vice Chair; Stephen Hall, Treasurer; Anne Formalarie, Minutes Recorder; Dean Bensley, Herb Kingsbury, Nanci Lovett, Karen Saltus. Associate member: Jan

**CODE ENFORCEMENT OFFICER
ANNUAL REPORT
2016-2017**

Building Permits Issued for Fiscal Year July 2016 – June 2017

Number of Permits Issued	4556
Cost of Construction	\$ 19,785,031.34
Permit Fees Collected	\$ 285,7125.91

Residential

Single Family Residences	
Number of Permits	17
Cost of Construction	\$ 3,599,711.00

Duplex Family Residences	
Number of Permits	2
Cost of Construction	\$ 800,000.00

Mobile Homes	
Number of Permits	8
Cost of Construction	\$ 684,212.00

Accessory Dwelling Units	
Number of Permits	3
Cost of Construction	\$ 440,000.00

Additions & Renovations	
Number of Permits	134
Cost of Construction	\$ 4,496,761.47

Maintenance & Repair	
Number of Permits	48
Cost of Construction	\$ 600,281.50

Decks & Porches	
Number of Permits	36
Cost of Construction	\$ 241,582.31

Sheds	
Number of Permits	4
Cost of Construction	\$ 67,375.00

Garages, Barns & Workshops	
Number of Permits	17
Cost of Construction	\$ 811,000.00

Docks, Piers, Floats	
Number of Permits	4
Cost of Construction	\$ 155,500.00

Generators	
Number of Permits	28
Cost of Construction	\$ 137,560.35

Chimneys, Fireplaces, Woodstoves, Pellet Stoves	
Number of Permits	1
Cost of Construction	\$ 3,855.00

Solar	
Number of Permits	10
Cost of Construction	\$ 201,542.00

Propane/Oil Tank and Gas Piping	
Number of Permits	42
Cost of Construction	\$ 164,012.80

Pool	
Number of Permits	3
Cost of Construction	\$ 198,200.00

Electrical Upgrades	
Number of Permits	71
Cost of Construction	\$ 134,165.00

Vegetation Removal in Shoreland Overlay	
Number of Permits	20

Non – Residential

Commercial Refits & Alterations	
Number of Permits	72
Cost of Construction	\$ 6,555,170.91

Municipal	
Number of Permits	6
Cost of Construction	\$ 485,102.00

Demolition

Number of Permits	12
-------------------	----

Respectfully Submitted,
Robert Marchi, Code Enforcement Officer

**LOCAL PLUMBING INSPECTOR
ANNUAL REPORT
2016-2017**

Plumbing Permits Issued Fiscal Year July 2016 – June 2017

NUMBER OF PERMITS ISSUED:

Internal Plumbing Permits	130
External Plumbing Permits	35
Total Number of Permis Issued	165

AMOUNT OF FEES COLLECTED:

Total Amount Collected	\$24,059.00
Total Sent to DHHS	\$ 4,630.00
Total Sent to DEP	\$ 525.00
Net to the Town of Kittery	\$ 18,904.00

Respectfully submitted,
Robert marchi, Local Plumbing Inspector

**TOWN PLANNER
ANNUAL REPORT
2016-2017**

The planning and code office consists of six employees that include the Development Staff Clerk, Development Staff Assistant /Asst. Code Enforcement Officer, Assistant Town Planner, Shoreland Resource Officer, the Code Enforcement Officer, and the Town Planner. Staff is responsible primarily for the administrating and enforcing the town's land use code, Title 16. This includes facilitating the many requests from visitors at our counter, reviewing and processing regulatory applications for various permits as well as review and approval from the Board of Appeals and Planning Board.

Highlights for fiscal year 2017 include:

(see Code Enforcement and Local Plumbing Inspector for building/plumbing permit information)

- Litigation (Maine Supreme Court) associated with the Site Plan for a Hampton Inn located along U.S. Route 1 south of Wilson Road is complete and construction is expected start Fall 2017 and completed summer 2018.

- Construction of Morgan Court, four lot/nine unit cluster subdivision off Route 236 and Fernald Road is complete.
- Yankee Common Mobile Home Park expansion consisting of 77 units off Idlewood started construction.
- Mixed-use development on State Road consisting of five residential condos and three commercial units is under construction.
- Some of the recent commercial development approved for Route 236 near Fernald Road has been constructed and includes an Aroma Joe's.
- approximately 17 shoreland development plan reviews for a variety of properties including a new single family home in the Resource Protection Overlay Zone approved.
- Many code amendments were reviewed and recommended to Town Council some of which were adopted at their July May 22 and July 24, 2017 meetings. Highlights included amendments associated with defining medical and recreational marijuana and amendments to the Mixed-Use Zone (North end of US Route 1).
- Community Circle working with Martha Lyons, Landscape Architect, RKG Associates Inc, and AECOM completed their work with the 2015-2025 Comprehensive Plan Update Committee to facilitate and prepare a new comprehensive plan for the town in March 2017. The State of Maine Municipal Planning Assistance Program found the Plan consistent with the Growth Management Act. The Plan adopted by the voters with a town-wide ballot is the final step.

Thank you to the volunteer board members that provide many hours of their time to the town to support two very crucial regulatory boards. For fiscal year 2016 the boards include the following members:

Planning Board: Ann Grinnell, Chair; Karen Kalmar, Vice-Chair; Deborah Driscoll Davis, Secretary; Mark Alesse; Robert Harris; LeRoy 'Dutch' Dunkelberger; and Marissa Day. Members who left the Board during the year included: Brett Costa, David Lincoln and Deborah Lynch.

Board of Appeals: Craig Wilson Chair; Brian Boyle, Vice-Chair, Secretary; Niles Pinkham, Charles Denault III, and Jeffrey Brake. Members who left the Board during the year included: Gary Beers and Brett Costa

Respectfully submitted,
Chris DiMatteo, Planner

DEPARTMENT OF PUBLIC WORKS ANNUAL REPORT 2016-2017

The past year has been busy one for the Department of Public Works. Public Works crews managed 77+” of snow. 14 sanding storms and 15 snow storms which we applied 2,244 tons of salt to maintain 64+ miles of roadway in order to maintain safe travel ways for Kittery residents. The crews installed 15-new signs, 431’ of drainage pipe

repairs/replacements, 70' of curb, 10 drainage basin repairs/replacement, 1 Set of solar pedestrian crossing poles and installed 103 tons of asphalt for potholes.

We are currently working on the 5 year Pavement Management Program of which we have completed 7.50 miles of roadway at a cost of \$714,000 which was funded by State –Aid and bond funds. We will continue with our efforts to complete the 5 year program by 2020.

The Town of Kittery was awarded a grant for improving the Route 1 corridor; including the Memorial Traffic Circle rebuild, additional sidewalks, drainage, island reconstruction, culvert replacement, pavement overlays, and other related work. Improvements will be made for bicycle and pedestrian mobility exiting the Traffic Circle along Route 1 towards the outlets. Construction is scheduled to be completed by December 2017.

The Town of Kittery was awarded a grant for improving the Route 103(Whipple Sidewalk) corridor; additional sidewalks, drainage, culvert replacement, pavement overlays, and other related work. Construction is scheduled to start in 2018.

The Town of Kittery was awarded a grant for improving Walker and Wentworth corridor; additional sidewalks, drainage, culvert replacement, pavement overlays, and other related work. Improvements will be made for bicycle and pedestrian mobility. The project is still in the design stage.

Fort Foster Fees for 2016-2017 season came in at \$163,000 which has been consistent for the past several years, despite the weather conditions. We have had several record days for attendance at Fort Foster which has shown the need to complete installation of the credit card system for next year's season.

The in-town parks crew has been very busy maintaining 93+ acres of right of way and 40+ acres of parks used by our resident's, Recreation department, schools and out of town visitors. We have kept their equipment current and continue to try to become more efficient each year.

Kittery Resource Recovery Facility user Fees/Permits revenues held a steady revenue stream since the rate changes in 2010. We have taken in 2,609 tons of Municipal Solid Waste (MSW) and Demo waste with a cost of (\$211,000+) in disposal fees and 1,988 tons of recyclables with a revenue of \$175,000+ for sales and user fees.

Municipal Separate Storm Sewer Systems (MS4). Annually the Town of Kittery is federally mandated to inspect and maintain stormwater infrastructure to comply with the Municipal Separate Storm Sewer System (MS4) General Permit. Public Works completed the following tasks:

- Cleaned 935 catch basins removing 157 loads of catch basin grit
- Swept Town streets at least once, some twice in the year, removing 63 loads of sediment and debris from the streets
- Swept Town streets for leaves in the fall removing 63 loads of leaves from the streets
- Inspected 103 stormwater outfalls and approximately 1.5 miles of ditches for any illicit stormwater discharges into water resources
- Repaired, replaced or installed 10 catch basins
- Replaced sidewalk and curbing on parts of Government Street & Route 1

- Replaced or installed storm pipes on parts of Cutts Lane, Foyes Lane, Pocahontas Road, Park Avenue, Bartlett Road, High Pasture Road and Brave Boat Harbor Road

The Town of Kittery was awarded a US EPA Section 319 Clean Water Act grant for the Spruce Creek Watershed Improvement Project, Phase IV. Using grant funding the Public Works department completed several projects aimed at helping reduce bacterial impairments in Spruce Creek, including:

- Kittery Trading Post FocalPoint system installed. Grant funding \$17,140, labor/equipment match \$6,601.22, materials not covered by grant cash match \$2,339.09
- Catchbasin bacteria filter cartridges installed in two basins on Manson Avenue in front of the old Community Center. Grant funding \$1,598. Labor/equipment match \$138.71
- Kittery Public Works – installed a 4'x4' catch basin with four filter traps for bacteria, sediment and oil. Grant funding \$6,587.35, labor/equipment match of \$3,556.08 and materials not covered by grant cash match \$230

Heading into my second year with Kittery Public Works, I look forward to continuing collaborative efforts with my peers to continue providing quality services to the residents of Kittery for safe roadways, maintain storm water facilities, improved bicycle/pedestrian facilities, well-maintained parks and operating an efficient Solid Waste Facility.

Respectfully submitted,
David Rich, Commissioner of Public Works

KITTERY WASTE WATER DEPARTMENT ANNUAL REPORT 2016-2017

The Expansion Project, which includes Dana Ave, Martin Rd, Manson Rd, Stevenson Rd and Rt 236 is 100% completed. Most residences that were not deferred have connected.

Once all residences have connected and the overboard discharge is removed, Kittery is looking forward to seeing the results of the testing of bacteria diminish in the spruce creek waterway.

It's been a full year since the Kittery has invested in the Infrastructure project and the results of the upgrades to two of the largest pump stations and many smaller ones, is looking, as what was anticipated. More efficiency, safer operations, less maintenance and more dependability.

The new upgrades at the treatment Facility have shown improvements as well, with the new septic receiving equipment which removes, grit, rocks and rags. This improves efficiency and process control. The new 550 KW Generator has proven to be an asset

when it comes to long power outages which enables the facility to run without any interruption in processing.

I would like to thank the citizens of Kittery, the Town Office Staff and Administration, for all their support during the last fiscal year. A special thanks to the Employees for their hard work, especially during the storms when working long hours, hauling generators to pump stations during power outages, which provides customers uninterrupted service and in Maine DEP compliance.

Respectfully submitted,
George Kathios, Superintendent of Wastewater Services

**Kittery Sewer Department Annual Report
Fiscal Year 2016/2017**

The following is a brief monthly breakdown of the wastewater treatment.

	Monthly Influent Flow (MGD)	Monthly Maximum Influent Flow	Monthly Minimum Influent Flow	Average Influent Flow	Average Effluent Flow	Monthly Influent BOD	Monthly Avg. Effluent TSS	Monthly Influent TSS	Septage (Gals.)	Holding (Gals.)	Sludge (Cu. Yds.)	Sludge Wet Tons	Sludge % Solid
July '16	22.284	0.875	0.532	0.743	0.733	312	10.0	266	39,303	2,500	116.1	95.46	23.1
August	20.359	0.781	1.619	1.679	0.693	366	9.0	284	72,595	6,500	132.3	117.77	23.23
September	19.044	0.745	0.562	0.637	0.640	367	5.0	270	32,496	46,078	107.9	82	22.84
October	22.190	1.323	0.560	0.741	0.742	330	8.0	249	30,750	28,100	107.0	95.22	23.21
November	22.899	1.160	0.606	0.763	0.761	243	6.0	224	25,900	8,500	116.8	103.91	23.5
December	28.788	1.635	0.578	0.965	0.927	204	11.0	213	17,250	8,000	107.7	87.5	22.52
January '17	31.631	1.717	0.762	1.053	1.083	190	14.0	173	7,000	3,250	99.0	96.98	24.8
February	30.529	2.171	0.776	1.090	1.116	220	8.0	181	1,000	5,000	106.0	105.55	24.31
March	31.427	1.673	0.798	1.073	1.093	200	6.0	196	9,250	6,000	113.0	113.87	23.3
April	41.776	2.779	0.816	1.393	1.501	138	6.0	157	19,250	6,152	109.0	108.38	24.6
May	34.532	1.760	0.875	1.114	1.215	217	7.0	199	18,750	8,881	109.0	108.38	23.1
June	25.642	1.242	0.465	0.851	0.934	312	10.0	281	41,250	20,324	121.0	122.04	23.6
Totals	331.101	17.861	8.949	12.102	11.438				314794	149285	1345	1237	282.11
Average	27.59175	1.488417	0.74575	1.0085	0.953167	258.25	8.333333	224.4167	26233	12440	112.1	103.1	23.5

Wastewater flows are reported in million gallon (MG), septage and holding tank quantities in gallons, sludge quantities in cubic yards, and removal rates in percentages.

Total Gals. Treated	331.101	MG	Total Septage	314,794	Gals.
Avg. Gals. Treated / Day	0.907	MG	Total Holding	149,285	Gals.
Annual Avg. BOD Removal Rate	97%		Total Sludge Generated	1344.8	Cu Yds.
Annual Avg. TSS Removal Rate	97%		Sludge Site Used	Casella Organics Village Green & Hawk Ridge Compost Facility	

Breakdown of Gallons Treated:

Town of Kittery	237,808	71.8%
Portsmouth Naval Shipyard	53,286	16.1%
Town Of Elliot	40,007	12.1%
Total	331,101	100.0%

– 43 –

FY 2016 MUNICIPAL BUDGET																	
A	B	E	F	G	H	I	J	K	L	M	N	O					
		FY 2012 ACTUAL	FY 2013 BUDGET	FY 2013 ACTUAL	FY 2014 APPROVED	FY 2014 ACTUAL	FY 2015 ACTUAL	FY 2016 APPROVED	FY 2017 APPROVED	\$ DIFFERENCE	% DIFFERENCE						
1																	
2																	
3																	
101	EXPENSES																
101	101350-66020 TELEPHONE	61	6,200		30	500	397	262	50	300	250	500.0%					
101	101350-66040 EDUCATIONAL/MEETING EXPENSES	-	1,000		-	1,000	-	-	250	-	(250)	-100.0%					
101	101350-66060 PRINTING	-	100		-	100	80	-	100	100	0%	0.0%					
101	101350-66080 OFFICE SUPPLIES	-	150		-	1,000	1,018	-	1,000	100	(100)	-100.0%					
101	101350-67000 CAPITAL OUTLAY	-	-		-	-	-	-	-	-	-	-100.0%					
101	SUB-TOTAL EXPENSES	61	7,460	104	2,760	1,975	262	1,500	500	(1,000)	-46.7%						
102	TOTAL CIVIL EMERGENCY PREPAREDNESS	61	7,460	104	2,760	1,975	262	1,500	500	(1,000)	-46.7%						
103																	
103	101710																
103	EXPENSES																
103	103000 CODE ENFORCEMENT																
103	103000 101710-64005 CODE ENFORCEMENT OFFICER	61,705	62,397	63,022	64,500	64,917	51,446	62,343	-	(62,343)	-100.0%						
103	103000 101710-64012 SHORELAND/ENVIRONMENT	-	-	-	-	-	-	13,260	-	(13,260)	-100.0%						
103	103000 101710-64020 PART TIME SALARIES	10,000	10,155	10,155	10,000	9,765	10,215	1,059	-	(1,059)	-100.0%						
103	103000 101710-64030 OVERTIME	270	1,000	1,114	500	281	129	500	-	(500)	-100.0%						
103	SUB-TOTAL SALARIES / WAGES	61,975	73,397	74,291	75,491	74,993	61,793	76,103	-	(76,103)	-100.0%						
103	EMPLOYEE BENEFITS																
103	103000 101710-64050 RETIREMENT EMPLOYER'S SHARE	2,392	3,335	3,202	4,252	3,993	1,239	-	-	-	-	-100.0%					
103	103000 101710-64051 ICMA EMPLOYER'S SHARE	-	-	-	-	-	1,511	3,741	-	(3,741)	-100.0%						
103	103000 101710-64060 ICA EMPLOYER'S SHARE	5,076	5,615	5,457	5,769	5,511	4,553	5,822	-	(5,822)	-100.0%						
103	103000 101710-64070 WORKERS COMPENSATION	2,458	2,208	581	1,187	1,235	1,059	1,600	-	(1,600)	-100.0%						
103	103000 101710-64080 MEDICAL INSURANCE	18,936	18,399	16,534	17,430	17,430	11,258	16,244	-	(16,244)	-100.0%						
103	103000 101710-64090 DISABILITY INSURANCE	19,430	19,430	19,430	17,430	17,430	11,258	16,244	-	(16,244)	-100.0%						
103	SUB-TOTAL BENEFITS	29,538	29,898	26,425	26,901	26,034	19,779	27,953	-	(27,953)	-100.0%						
104	EXPENSES																
104	104000 101710-65010 TELEPHONE	304	200	87	100	75	177	100	-	(100)	-100.0%						
104	104000 101710-65020 TRANSPORTATION	485	500	74	74	352	352	660	-	(660)	-100.0%						
104	104000 101710-65030 EDUCATIONAL/MEETING EXPENSES	745	2,000	1,527	2,000	1,229	456	600	-	(600)	-100.0%						
104	104000 101710-65040 PRINTING	391	1,000	207	1,000	1,261	535	1,500	-	(1,500)	-100.0%						
104	104000 101710-65080 LEGAL NOTICES	1,201	600	684	600	1,359	609	500	-	(500)	-100.0%						
104	104000 101710-65090 VEHICLE PAYMENTS	3,659	-	-	-	463	-	-	-	-	-	-100.0%					
104	104000 101710-65310 GAS, GREASE AND OIL	400	-	-	450	-	179	500	-	(500)	-100.0%						
104	104000 101710-65311 GAS, GREASE AND OIL	5,700	8,000	8,839	6,000	6,155	8,635	6,000	-	(6,000)	-100.0%						
104	104000 101710-65400 OTHER PROFESSIONAL SERVICES	5,656	2,107	2,107	2,107	2,107	6,035	6,000	-	(6,000)	-100.0%						
104	SUB-TOTAL EXPENSES	22,191	12,700	13,532	10,150	10,539	10,942	10,460	-	(10,460)	-100.0%						
105	SUPPLIES																
105	105000 101710-66010 OFFICE SUPPLIES	911	360	389	350	385	368	250	-	(250)	-100.0%						
105	105000 101710-66020 BOOKS/SUBSCRIPTIONS/DUES	526	732	500	500	339	500	500	-	(500)	-100.0%						
105	105000 101710-66030 OTHER SUPPLIES	793	750	285	750	870	195	1,250	-	(1,250)	-100.0%						
105	SUB-TOTAL SUPPLIES	2,230	1,832	656	1,600	1,454	586	1,250	-	(1,250)	-100.0%						
106	CAPITAL OUTLAY																
106	106000 101710-67510 OFFICE FURNITURE & EQUIPMENT	702	350	78	350	278	-	300	-	(300)	-100.0%						
106	106000 101710-67520 OPERATING EQUIPMENT	367	-	12	-	-	-	-	-	-	-	-100.0%					
106	106000 101710-68500 TRANSFERS IN/OUT	-	-	-	-	-	-	-	-	-	-	-100.0%					
106	SUB TOTAL CAPITAL	1,069	350	89	350	278	-	300	-	(300)	-100.0%						
107	TOTAL CODE ENFORCEMENT	116,963	118,167	114,993	117,010	116,298	93,100	116,076	-	(116,076)	-100.0%						
108																	
108	101540																
108	EXPENSES																
108	108000 COMMUNITY AGENCIES																

FY 2016 MUNICIPAL BUDGET																	
	A	B	E	F	G	H	I	J	K	L	M	N	O				
			FY 2012 ACTUAL	FY 2013 BUDGET	FY 2013 ACTUAL	FY 2014 APPROVED	FY 2014 ACTUAL	FY 2015 ACTUAL	FY 2016 APPROVED	FY 2017 APPROVED	\$ DIFFERENCE	% Difference					
10115-65498	MAINE 4H FOUNDATION							800	-	-	-	0.0%					
10115-65499	KIDS FREE TO GROW							500	-	-	-	0.0%					
10115-65499	FAIR TIDE							500	1,000	1,500	500	50.0%					
10115-65499	ANDS RESPONSE- SEACAST		965	965	965	965	965	965	965	965	50	0.0%					
10115-65499	SEASIDE RESCUE		97	97	403	403	97	97	100	900	50	0.0%					
10115-65499	RIDEFORD FREE CLINIC		87	87	87	87	87	87	-	-	(1,000)	-100.0%					
10115-65499	COUNSELING SERVICES, INC.		2,886	2,886	2,886	2,886	2,886	2,200	2,500	-	(2,500)	-100.0%					
10115-65499	CARINGS UNLIMITED, INC.		965	965	965	965	965	965	965	1,000	35	3.6%					
10115-65499	CHILD ABUSE PREVENTION		483	483	483	483	-	-	-	-	-	0.0%					
10115-65499	HOSPICE OF YORK		458	458	458	458	-	-	-	-	-	0.0%					
10115-65499	YORK COUNTY COMMUNITY ACTION		2,076	2,076	2,076	2,076	2,076	2,500	2,500	2,500	-	0.0%					
10115-65499	VISITING NURSE SERV. OF SO. MAINE		-	2,000	2,000	2,000	2,000	2,000	2,000	2,000	-	0.0%					
10115-65499	YORK COUNTY SHELTERS		724	724	724	724	724	700	700	500	(500)	-100.0%					
10115-65499	YORK AREA AGING ON LONG		965	965	965	965	965	1,200	1,300	1,300	-	0.0%					
10115-65499	SEASIDE SENIORS		771	771	771	771	771	-	-	-	-	40%/01					
10115-65499	CROSS ROADS		-	1,500	-	1,500	1,500	1,500	2,000	2,000	-	0.0%					
10115-65499	TOTAL COMMUNITY AGENCIES		9,171	13,989	8,034	13,989	12,276	13,830	13,830	17,765	(2,065)	-14.9%					
10115-65499	COUNCIL																
10115-65499	GALARY / WAGES																
10115-65499	COUNCIL STIPEND (30 meetings)		1,600	4,200	5,920	4,200	4,000	3,400	4,000	4,000	-	0.0%					
10115-65499	PART-TIME CLERK \$15 *15hrs *28 meetings		-	6,000	-	-	112	-	-	-	-	0.0%					
10115-65499	SUB-TOTAL SALARIES / WAGES		1,600	10,200	5,920	4,200	4,112	3,400	4,000	4,000	-	0.0%					
10115-65499	BENEFITS																
10115-65499	FICA EMPLOYERS SHARE		122	321	445	321	315	263	306	306	-	0.0%					
10115-65499	WORKERS COMPENSATION		-	-	-	-	10	17	-	12	12	0.0%	not included				
10115-65499	SUB-TOTAL BENEFITS		122	321	445	321	325	280	306	306	-	0.0%					
10115-65499	EXPENSES																
10115-65499	OTHER PROPSRVS - RECORDER		1,921	-	2,104	6,000	2,790	2,205	3,000	3,000	-	0.0%					
10115-65499	COUNCIL EXPENSES		360	360	350	350	169	-	350	350	-	0.0%					
10115-65499	SUB -TOTAL EXPENSES		1,921	360	2,104	6,350	2,959	2,205	3,350	3,350	-	0.0%					
10115-65499	TOTAL COUNCIL		3,643	10,871	8,369	10,871	7,392	5,924	7,656	7,656	-	0.0%					
10120	DEBT & INTEREST																
10120	PRINCIPAL PAYMENTS																
10120-88056	FRISBEE SCHOOL		130,000	-	-	-	-	-	6,043	6,076	33	0.5%					
10120-88057	RUSTLEWOOD FARM		155,000	155,000	155,000	155,000	155,000	155,000	155,000	125,000	(30,000)	-18.4%					
10120-88058	2006 FIRE STATIONS		-	35,000	35,000	35,000	35,000	35,000	35,000	35,000	-	0.0%					
10120-88059	2010 PUBLIC WORKS - SALT SHED		-	275,000	275,000	275,000	275,000	275,000	275,000	275,000	-	0.0%					
10120-88060	2012 KITTERY COMMUNITY CENTER		-	-	-	-	-	-	-	-	-	0.0%					
10120-88061	2015 KITTERY COMMUNITY CENTER		-	-	-	-	-	-	-	-	-	0.0%					
10120-88062	2017 KITTERY COMMUNITY CENTER		-	-	-	-	-	-	-	-	-	0.0%					
10120-88063	2019 KITTERY COMMUNITY CENTER		-	-	-	-	-	-	-	-	-	0.0%					
10120-88064	2021 KITTERY COMMUNITY CENTER		-	-	-	-	-	-	-	-	-	0.0%					
10120-88065	2023 KITTERY COMMUNITY CENTER		-	-	-	-	-	-	-	-	-	0.0%					
10120-88066	2025 KITTERY COMMUNITY CENTER		-	-	-	-	-	-	-	-	-	0.0%					
10120-88067	2027 KITTERY COMMUNITY CENTER		-	-	-	-	-	-	-	-	-	0.0%					
10120-88068	2029 KITTERY COMMUNITY CENTER		-	-	-	-	-	-	-	-	-	0.0%					
10120-88069	2031 KITTERY COMMUNITY CENTER		-	-	-	-	-	-	-	-	-	0.0%					
10120-88070	2033 KITTERY COMMUNITY CENTER		-	-	-	-	-	-	-	-	-	0.0%					
10120-88071	2035 KITTERY COMMUNITY CENTER		-	-	-	-	-	-	-	-	-	0.0%					
10120-88072	2037 KITTERY COMMUNITY CENTER		-	-	-	-	-	-	-	-	-	0.0%					
10120-88073	2039 KITTERY COMMUNITY CENTER		-	-	-	-	-	-	-	-	-	0.0%					
10120-88074	2041 KITTERY COMMUNITY CENTER		-	-	-	-	-	-	-	-	-	0.0%					
10120-88075	2043 KITTERY COMMUNITY CENTER		-	-	-	-	-	-	-	-	-	0.0%					
10120-88076	2045 KITTERY COMMUNITY CENTER		-	-	-	-	-	-	-	-	-	0.0%					
10120-88077	2047 KITTERY COMMUNITY CENTER		-	-	-	-	-	-	-	-	-	0.0%					
10120-88078	2049 KITTERY COMMUNITY CENTER		-	-	-	-	-	-	-	-	-	0.0%					
10120-88079	2051 KITTERY COMMUNITY CENTER		-	-	-	-	-	-	-	-	-	0.0%					
10120-88080	2053 KITTERY COMMUNITY CENTER		-	-	-	-	-	-	-	-	-	0.0%					
10120-88081	2055 KITTERY COMMUNITY CENTER		-	-	-	-	-	-	-	-	-	0.0%					
10120-88082	2057 KITTERY COMMUNITY CENTER		-	-	-	-	-	-	-	-	-	0.0%					
10120-88083	2059 KITTERY COMMUNITY CENTER		-	-	-	-	-	-	-	-	-	0.0%					
10120-88084	2061 KITTERY COMMUNITY CENTER		-	-	-	-	-	-	-	-	-	0.0%					
10120-88085	2063 KITTERY COMMUNITY CENTER		-	-	-	-	-	-	-	-	-	0.0%					
10120-88086	2065 KITTERY COMMUNITY CENTER		-	-	-	-	-	-	-	-	-	0.0%					
10120-88087	2067 KITTERY COMMUNITY CENTER		-	-	-	-	-	-	-	-	-	0.0%					
10120-88088	2069 KITTERY COMMUNITY CENTER		-	-	-	-	-	-	-	-	-	0.0%					
10120-88089	2071 KITTERY COMMUNITY CENTER		-	-	-	-	-	-	-	-	-	0.0%					
10120-88090	2073 KITTERY COMMUNITY CENTER		-	-	-	-	-	-	-	-	-	0.0%					
10120-88091	2075 KITTERY COMMUNITY CENTER		-	-	-	-	-	-	-	-	-	0.0%					
10120-88092	2077 KITTERY COMMUNITY CENTER		-	-	-	-	-	-	-	-	-	0.0%					
10120-88093	2079 KITTERY COMMUNITY CENTER		-	-	-	-	-	-	-	-	-	0.0%					
10120-88094	2081 KITTERY COMMUNITY CENTER		-	-	-	-	-	-	-	-	-	0.0%					
10120-88095	2083 KITTERY COMMUNITY CENTER		-	-	-	-	-	-	-	-	-	0.0%					
10120-88096	2085 KITTERY COMMUNITY CENTER		-	-	-	-	-	-	-	-	-	0.0%					
10120-88097	2087 KITTERY COMMUNITY CENTER		-	-	-	-	-	-	-	-	-	0.0%					
10120-88098	2089 KITTERY COMMUNITY CENTER		-	-	-	-	-	-	-	-	-	0.0%					
10120-88099	2091 KITTERY COMMUNITY CENTER		-	-	-	-	-	-	-	-	-	0.0%					
10120-88100	2093 KITTERY COMMUNITY CENTER		-	-	-	-	-	-	-	-	-	0.0%					
10120-88101	2095 KITTERY COMMUNITY CENTER		-	-	-	-	-	-	-	-	-	0.0%					
10120-88102	2097 KITTERY COMMUNITY CENTER		-	-	-	-	-	-	-	-	-	0.0%					
10120-88103	2099 KITTERY COMMUNITY CENTER		-	-	-	-	-	-	-	-	-	0.0%					
10120-88104	2101 KITTERY COMMUNITY CENTER		-	-	-	-	-	-	-	-	-	0.0%					
10120-88105	2103 KITTERY COMMUNITY CENTER		-	-	-	-	-	-	-	-	-	0.0%					
10120-88106	2105 KITTERY COMMUNITY CENTER		-	-	-	-	-	-	-	-	-	0.0%					
10120-88107	2107 KITTERY COMMUNITY CENTER		-	-	-	-	-	-	-	-	-	0.0%					
10120-88108	2109 KITTERY COMMUNITY CENTER		-	-	-	-	-	-	-	-	-	0.0%					
10120-88109	2111 KITTERY COMMUNITY CENTER		-	-	-	-	-	-	-	-	-	0.0%					
10120-88110	2113 KITTERY COMMUNITY CENTER		-	-	-	-	-	-	-	-	-	0.0%					
10120-88111	2115 KITTERY COMMUNITY CENTER		-	-	-	-	-	-	-	-	-	0.0%					
10120-88112	2117 KITTERY COMMUNITY CENTER		-	-	-	-	-	-	-	-	-	0.0%					
10120-88113	2119 KITTERY COMMUNITY CENTER		-	-	-	-	-	-	-	-	-	0.0%					
10120-88114	2121 KITTERY COMMUNITY CENTER		-	-	-	-	-	-	-	-	-	0.0%					
10120-88115	2123 KITTERY COMMUNITY CENTER		-	-	-	-	-	-	-	-	-	0.0%					
10120-88116	2125 KITTERY COMMUNITY CENTER		-	-	-	-	-	-	-	-	-	0.0%					
10120-88117	2127 KITTERY COMMUNITY CENTER		-	-	-	-	-	-	-	-	-	0.0%					
10120-88118	2129 KITTERY COMMUNITY CENTER		-	-	-	-	-	-	-	-	-	0.0%					
10120-88119	2131 KITTERY COMMUNITY CENTER		-	-	-	-	-	-	-	-	-	0.0%					
10120-88120	2133 KITTERY COMMUNITY CENTER		-	-	-	-	-	-	-	-	-	0.0%					
10120-88121	2135 KITTERY COMMUNITY CENTER		-	-	-	-	-	-	-	-	-	0.0%					
10120-88122	2137 KITTERY COMMUNITY CENTER		-	-	-	-	-	-	-	-	-	0.0%					
10120-88123	2139 KITTERY COMMUNITY CENTER		-	-	-	-	-	-	-	-	-	0.0%					
10120-88124	2141 KITTERY COMMUNITY CENTER		-	-	-	-	-	-	-	-	-	0.0%					
10120-88125	2143 KITTERY COMMUNITY CENTER		-	-	-	-	-	-	-	-	-	0.0%					
10120-88126	2145 KITTERY COMMUNITY CENTER		-	-	-	-	-	-	-	-	-	0.0%					
10120-88127	2147 KITTERY COMMUNITY CENTER		-	-	-	-	-	-	-	-	-	0.0%					
10120-88128	2149 KITTERY COMMUNITY CENTER		-	-	-	-	-	-	-	-	-	0.0%					
10120-88129	2151 KITTERY COMMUNITY CENTER		-	-	-	-	-	-	-	-	-	0.0%					
10120-88130	2153 KITTERY COMMUNITY CENTER		-	-	-	-	-	-	-	-	-	0.0%					
10120-88131	2155 KITTERY COMMUNITY CENTER		-	-	-	-	-	-	-	-	-	0.0%					
10120-88132	2157 KITTERY COMMUNITY CENTER		-	-	-	-	-	-	-	-	-	0.0%					
10120-88133	2159 KITTERY COMMUNITY CENTER		-	-	-	-	-	-	-	-	-	0.0%					
10120-88134	2161 KITTERY COMMUNITY CENTER		-	-	-	-	-	-	-	-	-	0.0%					
10120-88135	2163 KITTERY COMMUNITY CENTER		-	-	-	-	-	-	-	-	-	0.0%					
10120-88136	2165 KITTERY COMMUNITY CENTER		-	-	-	-	-	-	-	-	-	0.0%					
10120-88137	2167 KITTERY COMMUNITY CENTER																

FY 2016 MUNICIPAL BUDGET													
A	B	E	F	G	H	I	J	K	L	M	N	O	
		FY 2012 ACTUAL	FY 2013 BUDGET	FY 2013 ACTUAL	FY 2014 APPROVED	FY 2014 ACTUAL	FY 2015 ACTUAL	FY 2016 APPROVED	FY 2017 APPROVED	\$ DIFFERENCE	% DIFFERENCE		
101130	ELECTIONS												
101130-6000	SALARY / WAGES												
101130-6002	PART-TIME VOTER REG. ELECTIONS	1,376	2,250	1,854	2,000	1,236	1,513	2,000	2,500	500	25.0%		
	SUB-TOTAL SALARIES & WAGES	1,376	2,250	1,854	2,000	1,236	1,513	2,000	2,500	500	25.0%		
101130-6003	BENEFITS												
101130-6006	PICA EMPLOYERS SHARE	-	172	-	153	-	7	153	191	38	25.0%		
101130-6007	WORKERS COMPENSATION	-	11	14	-	-	-	-	12	2	20.0%		
	SUB-TOTAL BENEFITS	-	183	14	163	-	7	163	203	40	24.7%		
101130-6008	EXPENSES												
101130-6000	CARRY FORWARD	-	-	-	-	-	-	-	-	-	-		
101130-6010	POSTAGE	543	1,500	630	625	28	223	625	1,000	375	60.0%		
101130-6000	PRINTING	3,108	8,000	5,031	3,003	1,162	3,820	4,550	8,000	4,180	31.9%		
101130-6040	OTHER PROFESSIONAL SERVICES	3,428	3,500	3,812	2,938	3,129	3,586	3,500	3,500	-	0.0%		
	SUB-TOTAL EXPENSES	6,980	13,000	9,442	6,123	5,147	6,229	8,175	13,500	2,325	28.4%		
101130-6010	SUPPLIES												
101130-6010	OFFICE SUPPLIES	120	135	37	100	47	68	100	300	200	200.0%		
	SUB-TOTAL SUPPLIES	120	135	37	100	47	68	100	300	200	200.0%		
101130-6700	CAPITAL OUTLAY												
101130-6700	CAPITAL OUTLAY-ELECTIONS	-	-	1,446	-	150	872	-	100	100	#DIV/0!		
	SUB-TOTAL CAPITAL OUTLAY	-	-	1,446	-	150	872	-	100	100	#DIV/0!		
101130-6700	TOTAL ELECTIONS	7,576	15,568	12,884	8,388	6,579	8,759	10,438	13,603	3,165	30.3%		
101130	FIRE												
101130-6000	SALARIES												
101130-6003	FIRE CHIEF SALARY												
101130-6020	PART-TIME SALARIES	123,114	123,823	128,450	90,365	82,377	100,940	129,408	132,318	2,912	2.3%		
	SUB-TOTAL SALARIES	123,114	123,823	128,450	133,085	125,097	145,331	179,406	186,487	7,081	3.9%		
101130-6000	BENEFITS												
101130-6006	PICA EMPLOYERS SHARE	9,734	9,472	9,673	10,181	9,542	11,146	13,725	14,286	542	3.9%		
101130-6007	WORKERS COMPENSATION	7,008	6,297	7,277	8,043	9,150	7,640	9,600	14,020	4,420	40.0%		
101130-6009	ACCIDENT/HEALTH	-	-	-	-	-	-	-	1,938	1,938	0.0%		
	SUB-TOTAL BENEFITS	16,742	15,769	16,950	18,224	18,692	18,786	23,325	30,224	6,500	29.6%		
101130-6000	EXPENSES												
101130-6010	POSTAGE	-	-	-	-	6	10	-	-	-	-		
101130-6020	TELEPHONE	8,359	8,957	7,174	7,955	7,354	7,852	7,653	7,071	(582)	-7.6%		
101130-6040	EDUCATIONAL MEETING EXPENSES	1,448	1,476	1,833	1,222	1,268	1,478	1,688	1,478	(220)	-10.0%		
101130-6046	HEALTH PHYSICALS	1,590	2,910	1,390	2,910	1,628	1,383	2,778	2,778	-	0.0%		
	SUB-TOTAL EXPENSES	127	1,277	1,390	2,910	1,628	1,383	2,778	2,778	-	0.0%		
101130-6020	ELECTRICITY	8,453	8,912	8,600	8,912	9,889	9,901	8,912	8,912	-	0.0%		
101130-6020	WATER	235	243	473	243	356	254	263	269	6	2.3%		
101130-6020	FUEL OIL	18,691	28,908	26,851	22,536	29,965	29,277	14,860	17,672	2,812	19.9%		
101130-6020	SEWER	305	300	300	300	300	305	300	300	-	0.0%		
101130-6030	MACHINE & EQUIPMENT MAINTENANCE	7,020	12,855	11,787	14,515	15,789	24,852	22,279	22,279	-	0.0%		
101130-6030	PROTECTIVE & SAFETY CLOTH. & EQUIP.	9,304	3,610	2,604	3,910	2,814	3,162	3,072	3,072	-	0.0%		
101130-6030	MAINTENANCE	7,658	7,658	7,658	7,658	7,658	7,658	7,658	7,658	-	0.0%		
101130-6012	TIRES & TIRES	722	1,154	837	837	4,411	1,541	1,541	1,541	(1,150)	-10.0%		
101130-6030	RADIO MAINTENANCE	4,356	4,070	2,539	4,070	6,051	5,471	5,907	5,907	-	0.0%		
101130-6040	OTHER PRO. SERV. / MAINT. CONST.)	3,979	3,974	3,844	2,999	3,629	3,884	4,884	6,066	1,172	23.9%		
101130-6050	MAINTENANCE OF BLDGS. & GROUNDS	13,709	11,081	32,219	11,081	15,988	16,968	10,019	16,019	-	0.0%		

	A	B	E	F	G	H	I	J	K	L	M	N	O
	FY 2016 MUNICIPAL BUDGET												
			FY 2013 ACTUAL	FY 2013 BUDGET	FY 2013 ACTUAL	FY 2014 APPROVED	FY 2014 ACTUAL	FY 2015 ACTUAL	FY 2016 APPROVED	FY 2017 APPROVED	\$ DIFFERENCE	% Difference	
1													
2													
3													
4													
5													
6													
7													
8													
9													
10													
11													
12													
13													
14													
15													
16													
17													
18													
19													
20													
21													
22													
23													
24													
25													
26													
27													
28													
29													
30													
31													
32													
33													
34													
35													
36													
37													
38													
39													
40													
41													
42													
43													
44													
45													
46													
47													
48													
49													
50													
51													
52													
53													
54													
55													
56													
57													
58													
59													
60													
61													
62													
63													
64													
65													
66													
67													
68													
69													
70													
71													
72													
73													
74													
75													
76													
77													
78													
79													
80													
81													
82													
83													
84													
85													
86													
87													
88													
89													
90													
91													
92													
93													
94													
95													
96													
97													
98													
99													
100													
101													
102													
103													
104													
105													
106													
107													
108													
109													
110													
111													
112													
113													
114													
115													

FY 2016 MUNICIPAL BUDGET																	
	A	B	E	F	G	H	I	J	K	L	M	N	O				
			FY 2012 ACTUAL	FY 2013 BUDGET	FY 2013 ACTUAL	FY 2014 APPROVED	FY 2014 ACTUAL	FY 2015 ACTUAL	FY 2016 APPROVED	FY 2017 APPROVED	\$ DIFFERENCE	% DIFFERENCE					
1																	
2																	
3																	
10110-66454	SAND		-	6,000		-	3,000	-	1,728	2,100	2,100	-	0.0%				
10110-66456	GRAVEL & FILL		1,074	7,500	5,271	5,000	4,362	-	-	7,500	5,000	(2,500)	-33.3%				
10110-66458	DRAINAGE SUPPLIES		11,446	3,000	1,528	5,000	5,313	798	-	5,000	5,000	-	0.0%				
10110-66460	SIGNS		1,215	4,400	4,400	5,000	5,433	3,847	-	5,000	5,000	3,500	70.0%				
10110-66462	PAVING SUPPLIES		15,032	21,000	24,566	21,000	27,043	24,362	-	24,000	24,000	-	0.0%				
10110-66464	ROAD CONSTRUCTION MULCHING		-	-	-	-	-	-	-	-	-	-	0.0%				
10110-66466	SNOW REMOVAL EQUIP. & PARTS		18,439	17,210	50,371	18,000	28,302	19,605	18,281	18,281	-	-	0.0%				
10110-66480	OTHER PROF. SERVS. (EQUIP. RENTAL)		52,672	25,000	30,302	-	-	1,016	6,000	5,000	(1,000)	-16.7%	-				
10110-66481	OTHER PROF. SERVS. - STORM-RELATED		-	-	-	-	1,037	-	-	-	-	-	0.0%				
10110-66500	MAINTENANCE OF BLDGS./GROUNDS		2,149	5,000	5,632	3,000	3,087	5,514	3,000	3,000	-	0.0%	-				
10110-66521	UNIFORMS		4,000	4,000	4,000	4,000	3,200	4,100	4,000	4,000	-	0.0%	-				
10110-66522	CDL PROGRAM		1,002	728	311	728	444	889	950	950	-	0.0%	-				
	SUB-TOTAL EXPENSES		287,667	330,662	348,194	280,422	330,661	330,666	280,181	283,881	5,700	2.0%					
10110-66609	SUPPLIES																
10110-66609	SHOP SUPPLIES		21,625	13,300	20,632	15,000	23,802	16,649	13,000	13,000	-	0.0%	-				
10110-66610	OFFICE SUPPLIES		1,200	1,000	1,458	1,500	998	980	800	800	-	0.0%	-				
10110-66611	HAND TOOLS		400	1,000	1,000	1,000	1,000	1,000	1,000	1,000	-	0.0%	-				
10110-66612	REPAIRS		600	600	600	600	600	600	600	600	-	0.0%	-				
10110-66613	OTHER SUPPLIES		2,571	3,421	1,344	1,000	287	156	400	400	-	0.0%	-				
10110-66630	JANITORIAL SUPPLIES		5,872	5,006	6,000	4,920	5,880	4,000	4,000	4,000	-	0.0%	-				
	SUB-TOTAL SUPPLIES		32,405	24,921	28,320	24,700	30,929	23,570	19,300	19,300	-	0.0%					
10110-67500	CAPITAL OUTLAY																
10110-67500	HIGHWAY CAPITAL OUTLAY		-	-	214	-	-	-	2,000	1,000	(1,000)	-50.0%	-				
10110-67514	PLANT EQUIPMENT		2,048	2,500	-	2,000	725	-	-	200	200	-	0.0%				
10110-67518	RENTAL EQUIPMENT		685	200	110	200	-	-	4,000	1,500	(2,500)	-62.5%	-				
10110-67520	OPERATING EQUIPMENT		-	3,900	-	3,500	-	-	-	2,000	2,000	-	0.0%				
10110-67540	IMPROVEMENTS TO BLDGS. & GROUNDS		28	-	2,893	-	-	-	-	-	-	-	0.0%				
10110-68500	TRANSFERS: INOUT		-	-	-	-	-	-	-	-	-	-	0.0%				
	SUB-TOTAL CAPITAL		2,761	6,200	3,817	5,700	725	-	5,200	4,700	(500)	-42.7%					
TOTAL HIGHWAY			1,032,302	1,062,683	1,141,753	1,083,916	1,138,890	1,195,667	1,182,915	1,226,755	43,841	3.7%					
LIBRARY																	
10110-65480	RICE PUBLIC LIBRARY		434,400	434,400	434,400	434,400	434,400	440,916	448,412	457,330	8,918	2.0%					
MISCELLANEOUS EXPENSES																	
OTHER INSURANCES																	
103000-64090	RETIRED EMPLOYEE MEDICAL		137,619	109,993	102,822	121,435	103,777	93,125	145,247	134,847	(10,400)	-7.2%	-				
103000-64091	CORRA DENTAL		-	-	271	-	-	-	-	-	-	0.0%	-				
103000-65000	CONTRACTUAL SERVICES		-	-	-	-	-	-	-	-	-	0.0%	-				
103000-65100	FIRE INSURANCE		60,212	-	-	-	-	-	-	-	-	-	0.0%				
103000-65101	MMA RISK POOL (PROPERTY/CASUALTY)		87,930	128,000	101,388	138,995	113,756	125,886	139,600	142,758	4,158	3.0%	-				
103000-65115	INSURANCE COMPENSATION		19,898	18,000	12,833	10,960	10,958	5,365	9,500	4,500	(4,500)	-30.0%	-				
103000-65200	INSURANCES-MMA LIFE		4,146	3,680	3,680	4,000	4,358	3,970	4,681	4,471	(210)	-4.2%	-				
103000-65210	INSURANCES-MMA LIFE		860	-	-	-	-	-	-	-	-	0.0%	-				
103000-65210	INSURANCES-MMA LIFE		1,010	1,400	2,261	4,604	3,485	2,452	2,610	2,420	(190)	-7.3%	-				
	SUB-TOTAL INSURANCES		310,609	261,843	223,844	279,914	286,039	230,208	300,058	288,935	(11,123)	-3.7%					
STREET LIGHTS																	
101300-65200	ELECTRICITY		95,604	95,100	97,018	95,100	98,792	109,563	103,600	109,000	5,400	5.2%	-				
101300-65300	EQUIPMENT MAINTENANCE		4,551	5,000	3,533	5,000	10,234	16,508	10,000	10,000	-	0.0%	-				
	SUB-TOTAL STREET LIGHTS		100,155	100,100	100,551	100,100	109,026	126,071	113,600	119,000	5,400	4.8%					
10150-65480	COUNTY TAX		845,537	817,322	817,322	902,996	902,996	908,475	912,386	909,420	(2,966)	-0.3%					
101750-65954	BANK FEES/CHARGES		3	200	238	600	560	443	600	600	-	0.0%					

– 49 –

FY 2016 MUNICIPAL BUDGET													
	A	B	E	F	G	H	I	J	K	L	M	N	O
			FY 2012 ACTUAL	FY 2013 BUDGET	FY 2013 ACTUAL	FY 2014 APPROVED	FY 2014 ACTUAL	FY 2015 ACTUAL	FY 2016 APPROVED	FY 2017 APPROVED	\$ DIFFERENCE	% Difference	
1													
2													
3													
4	101730-65312	TUBES & TIRES	769	465	317	300	1,439	476	400	1,000	600	150.0%	
5	101730-65457	LOAM & SOIL	752	2,811	3,062	1,000	1,810	305	3,367	3,000	(367)	-11.4%	
6	101730-65480	OTHER PROF. SERVICES (CONTRACTED)	52,493	17,287	40,027	17,450	17,198	22,020	16,000	16,320	320	2.0%	
7	101730-65600	MAINTENANCE OF BLDGS. & GROUNDS	14,566	5,500	5,664	4,356	4,340	1,083	1,000	1,000	-	0.0%	
8	101730-65610	MAINTENANCE OF PARKS	858	1,100	800	1,100	800	400	500	400	(100)	-20.0%	
9	101730-65921	UNIFORMS	95,413	48,659	69,881	44,006	44,048	33,844	31,984	32,545	561	1.8%	
10		SUB-TOTAL EXPENSES											
11		SUPPLIES											
12	101730-66011	HAND TOOLS	666	300	263	300	127	127	150	150	-	0.0%	
13	101730-66030	OTHER SUPPLIES	556	500	443	500	248	222	100	100	-	0.0%	
14	101730-66040	JANITORIAL SUPPLIES	4,717	2,650	4,241	2,650	46	177	-	-	-	0.0%	
15		SUB-TOTAL SUPPLIES											
16		CAPITAL OUTLAY											
17	101730-67500	PARKS CAPITAL OUTLAY	2,448	2,000	1,422	1,000	-	650	1,000	1,000	-	0.0%	
18	101730-67520	OPERATING EQUIPMENT	-	-	-	-	-	-	-	-	-	0.0%	
19	101730-67530	VEHICLES	-	-	-	-	-	-	-	-	-	0.0%	
20	101730-67548	TREE PROGRAM	-	500	37	-	-	-	-	-	-	0.0%	
21	101730-67551	SEAPORT BEACH	-	500	-	-	-	-	-	-	-	0.0%	
22		SUB-TOTAL CAPITAL											
23	101730-68500	TRANSFER IN/OUT	2,488	3,000	1,459	1,000	-	650	1,000	1,000	-	0.0%	
24		TRANSFER IN/OUT	2,488	3,000	1,459	1,000	-	650	1,000	1,000	-	0.0%	
25		SUB-TOTAL TRANSFER IN/OUT											
26		TOTAL IN TOWN PARKS	317,548	305,360	290,619	394,422	182,474	142,858	164,226	146,582	(17,644)	-10.7%	
27		TOTAL IN TOWN PARKS	317,548	305,360	290,619	394,422	182,474	142,858	164,226	146,582	(17,644)	-10.7%	
28	101735	FORT FORTIER/SEAPORT/CRESCENT BEACHES											
29		SALARIES & WAGES											
30	101735-64007	15% COMMISSIONER'S SALARY	-	-	-	-	10,478	12,884	13,074	13,693	619	4.7%	
31	101735-64010	FULL-TIME SALARIES/WAGES	-	-	-	-	44,165	45,349	46,761	47,175	414	0.9%	
32	101735-64015	SEAPORT BEACH	-	-	-	-	24,953	30,407	30,407	30,407	10,444	34.7%	
33	101735-64030	OVERTIME	-	-	-	-	603	603	636	603	47	7.4%	
34		SUB-TOTAL SALARIES & WAGES					80,488	89,419	100,963	111,681	11,488	11.5%	
35		BENEFITS											
36	101735-64050	RETIREMENT - EMPLOYER'S SHARE	-	-	-	-	3,422	4,147	4,717	5,847	1,131	24.0%	
37	101735-64051	ICMA RETIREMENT	-	-	-	-	-	-	-	-	-	0.0%	
38	101735-64060	FICA EMPLOYER'S SHARE	-	-	-	-	5,979	6,630	7,655	8,534	879	11.5%	
39	101735-64070	WORKERS COMPENSATION	-	-	-	-	1,151	1,151	2,425	2,400	(25)	-1.0%	
40	101735-64090	MAJOR MEDICAL	-	-	-	-	15,268	19,819	19,707	23,575	3,668	19.6%	
41	101735-64091	DENTAL INSURANCE	-	-	-	-	187	187	189	187	-	-1.1%	
42	101735-64092	DISABILITY INSURANCE	-	-	-	-	444	444	444	444	-	0.0%	
43		SUB-TOTAL BENEFITS					26,279	32,376	35,138	40,987	5,449	16.6%	
44		EXPENSES											
45	101735-65010	POSTAGE	-	-	-	-	-	-	-	-	-	-	
46	101735-65020	TELEPHONE	-	-	-	-	258	306	450	800	350	77.8%	
47	101735-65040	EDUCATIONAL MEETING EXPENSES	-	-	-	-	1,688	3,040	3,040	2,000	(1,040)	-33.3%	
48	101735-65050	PERMITS	-	-	-	-	-	-	-	500	500	#DIV/0!	
49	101735-65060	LEGAL NOTICES	-	-	-	-	-	-	-	-	-	-	
50	101735-65200	ELECTRICITY	-	-	-	-	-	-	-	500	500	#DIV/0!	
51	101735-65220	WATER	-	-	-	-	-	-	-	600	600	#DIV/0!	
52	101735-65300	MACHINE & EQUIPMENT MAINTENANCE	-	-	-	-	765	2,987	2,500	1,500	(1,000)	-40.0%	
53	101735-65302	PROTECTIVE & SAFETY EQUIPMENT	-	-	-	-	318	210	250	250	-	0.0%	
54	101735-65303	FACILITY SAFETY INSPECTIONS	-	-	-	-	-	-	625	625	-	0.0%	
55	101735-65310	VEHICLE MAINTENANCE	-	-	-	-	2,150	98	500	500	-	0.0%	
56	101735-65311	OIL, GREASE & OIL	-	-	-	-	1,594	1,842	3,000	2,000	(1,000)	-33.3%	
57	101735-65320	PAINTS & PAINTS	-	-	-	-	1,458	-	-	750	750	51.5%	
58	101735-65457	LOAM & SOIL	-	-	-	-	-	-	-	-	-	-	

	A	B	E	F	G	H	I	J	K	L	M	N	O
1		FY 2016 MUNICIPAL BUDGET											
2			FY 2012	FY 2013	FY 2013	FY 2014	FY 2014	FY 2015	FY 2016	FY 2017	\$ DIFFERENCE	% DIFFERENCE	
3			ACTUAL	BUDGET	ACTUAL	APPROVED	ACTUAL	ACTUAL	APPROVED	APPROVED			
4	101735-66480	OTHER PROF. SERVICES (CONTRACTED)	-	-	-	-	1,630	1,117	1,210	1,210	-	-	0.0%
5	101735-66500	MAINTENANCE OF BLDGS. & GROUNDS	-	-	-	-	619	1,483	2,000	4,500	2,500	125.0%	
6	101735-66510	PAINTING	-	-	-	-	197	147	400	400	-	-	0.0%
7	101735-66521	UNIFORMS	-	-	-	-	400	400	500	400	(100)	-50.0%	
8		SUB-TOTAL EXPENSES	-	-	-	-	11,331	11,706	14,939	16,669	1,730	11.7%	
9		SUPPLIES	-	-	-	-	-	-	-	-	-	-	-
10	101735-66511	HAND TOOLS	-	-	-	-	12	169	150	150	-	0.0%	
11	101735-66530	OTHER SUPPLIES	-	-	-	-	3,661	4,463	4,463	4,463	-	0.0%	
12	101735-66540	CARTONAL SUPPLIES	-	-	-	-	3,160	5,260	4,000	3,750	(250)	-4.7%	
13		SUB-TOTAL SUPPLIES	-	-	-	-	3,833	5,907	4,550	4,300	(250)	-4.2%	
14		CAPITAL OUTLAY	-	-	-	-	-	-	-	-	-	-	-
15	101735-67520	OPERATING EQUIPMENT	-	-	-	-	-	-	1,000	1,200	200	20.0%	
16	101735-67530	VEHICLE RESERVE	-	-	-	-	-	-	-	-	-	0.0%	
17	101735-67540	IMPROVEMENTS TO BLDGS/GROUNDS	-	-	-	-	-	96	200	200	-	0.0%	
18	101735-67575	SEAPONT BEACH	-	-	-	-	-	96	1,200	1,400	200	16.7%	
19		SUB-TOTAL CAPITAL	-	-	-	-	-	-	-	-	-	-	-
20	101735-68500	TRANSFER, IN/OUT	-	-	-	-	-	-	-	-	-	-	-
21		TOTAL FORT FOSTER/SEAPONT/CRESCENT	-	-	-	-	120,928	139,507	155,846	174,923	19,037	12.2%	
22													
23	101720	PLANNING BOARD & BOARD OF APPEALS											
24	INDEX												
25	101720-64020	PART-TIME SALARIES	2,922	5,138	-	-	-	126	-	-	-	-	0.0%
26	101720-64030	OVERTIME	2,922	5,138	-	-	-	112	-	-	-	-	0.0%
27		SUB-TOTAL SALARIES	2,922	5,138	-	-	-	238	-	-	-	-	0.0%
28													
29	101720-64051	ICMA - EMPLOYER	-	-	-	-	-	7	-	-	-	-	0.0%
30	101720-64060	ICA EMPLOYER SHARE	-	-	-	-	-	16	-	-	-	-	0.0%
31		SUB-TOTAL SALARIES	-	-	-	-	-	25	-	-	-	-	0.0%
32		EXPENSES											
33	101720-65010	POSTAGE	46	500	354	500	318	168	500	500	-	-	0.0%
34	101720-65020	TELEPHONE	-	500	-	-	-	-	-	-	-	-	0.0%
35	101720-65030	TRANSPORTATION	390	100	-	100	-	150	-	-	-	-	0.0%
36	101720-65040	EDUCATIONAL/MEETING EXPENSES	795	700	2,039	300	339	-	1,750	1,750	-	-	0.0%
37	101720-65060	PRINTING	-	700	810	200	17	-	750	750	-	-	0.0%
38	101720-65080	LEGAL NOTICES & OTHER ADVERTISING	763	1,400	1,614	800	2,379	1,746	750	750	-	-	0.0%
39	101720-65090	OTHER PROFESSIONAL SERVICES	1,213	3,500	5,073	8,638	7,432	3,571	7,300	7,300	-	-	0.0%
40		SUB-TOTAL EXPENSES	3,225	7,400	9,689	10,638	10,466	5,834	11,050	11,050	-	-	0.0%
41		SUPPLIES											
42	101720-66010	OFFICE SUPPLIES	201	400	289	400	268	-	225	225	-	-	0.0%
43	101720-66020	SOFTWARE/INSTRUMENTATION	7,870	3,965	4,269	4,200	4,053	4,175	4,300	4,429	129	3.0%	
44	101720-66030	TRANSFERS, IN/OUT	-	-	-	-	-	-	-	-	-	-	0.0%
45		SUB-TOTAL SUPPLIES	8,071	4,365	4,558	4,600	4,321	4,175	4,525	4,654	129	2.9%	
46	101720-67500	TRANSFERS, IN/OUT	-	-	-	-	-	-	-	-	-	-	-
47		TOTAL PLANNING BOARD & BOARD OF APPEALS	14,218	16,893	14,447	15,138	14,008	10,072	15,575	15,704	129	0.8%	
48	101721	PLANNING/BOARD/ECONOMIC DEVELOPMENT											
49	INDEX												
50	101721-64005	SALARY/WAGES	-	67,900	-	-	71,984	-	62,343	62,549	206	0.3%	
51		CODE ENFORCEMENT OFFICER	-	-	-	-	-	-	-	-	-	-	-

– 52 –

FY17 MASTER BUDGET

FY 2016 MUNICIPAL BUDGET																	
	A	B	E	F	G	H	I	J	K	L	M	N	O				
			FY 2012 ACTUAL	FY 2013 BUDGET	FY 2013 ACTUAL	FY 2014 APPROVED	FY 2014 ACTUAL	FY 2015 ACTUAL	FY 2016 APPROVED	FY 2017 APPROVED	\$ DIFFERENCE	% DIFFERENCE					
1																	
2																	
3																	
101	101310-64021	MATRON	418	300	925	1,226	925	889	-	575	575	0.0%					
102	101310-64022	ANIMAL CONTROL OFFICER	29,177	29,980	29,238	29,180	29,180	15,105	14,840	30,160	15,320	103.2%					
103	101310-64023	LIEUTENANT (1)	72,960	71,179	72,750	74,955	74,027	75,443	78,335	69,241	(9,095)	-11.6%					
104	101310-64024	NIGHT DIFFERENTIAL (FORMERLY DRUG REIMB.)	-	16,510	12,496	13,000	13,980	14,190	14,220	14,220	30	0.0%					
105	101310-64025	DEPUTY MATRON	174,060	110,000	225,556	180,000	191,746	187,258	130,000	145,000	15,000	11.5%					
106	101310-64030	OVERTIME	-	-	-	-	10,414	21,241	5,200	5,800	600	11.5%					
107	101310-64032	DEA OVERTIME	-	-	-	-	-	-	-	-	-	-					
108	101310-64035	OUTSIDE OF TAIL (REIMBURSED SEE REVENUE)	(269)	-	10,461	10,000	18,515	19,151	10,000	10,000	100,085	0.0%					
109		SUB-TOTAL SALARIES & WAGES	1,772,088	1,607,198	1,702,333	1,603,204	1,852,907	1,896,338	1,826,653	1,838,661	100,085	5.5%					
110		BENEFITS															
111	101310-64050	STATE RETIREMENT, EMPLOYER'S SHARE	129,324	130,999	149,890	174,993	172,161	182,816	209,969	236,403	26,435	12.6%					
112	101310-64051	ICMA - EMPLOYER SHARE	9,420	11,078	14,636	6,210	7,022	6,966	6,966	3,512	(3,356)	-47.2%					
113	101310-64060	PICA - EMPLOYER SHARE	136,591	122,951	130,522	122,645	123,275	127,052	132,945	140,658	7,702	5.8%					
114	101310-64070	WORKERS COMPENSATION	51,825	67,348	38,135	51,233	37,001	33,064	39,000	50,000	10,999	31.6%					
115	101310-64090	MAJOR MEDICAL INSURANCE	376,665	362,125	316,681	394,160	321,568	326,436	345,981	389,046	43,065	12.5%					
116	101310-64091	DENTAL INSURANCE	2,625	2,740	2,035	1,245	1,341	1,341	1,245	2,491	1,246	100.1%					
117	101310-64092	DISABILITY INSURANCE	1,600	1,747	1,600	1,245	1,245	1,245	1,245	1,245	-	0.0%					
118		SUB-TOTAL BENEFITS	715,616	704,112	658,915	726,544	687,137	684,416	745,899	833,693	87,844	11.8%					
119		EXPENSES															
120	101310-65010	POSTAGE	1,077	1,000	764	760	1,015	471	500	500	-	0.0%					
121	101310-65015	TRANSPORTATION	23,516	20,000	17,269	15,500	18,401	20,550	19,720	20,480	788	3.9%					
122	101310-65020	TRANSPORTATION	1,432	2,500	2,500	2,500	1,872	1,396	1,000	1,000	-	0.0%					
123	101310-65040	EDUCATIONAL MEETING EXPENSES	11,226	15,000	8,771	12,000	8,698	12,578	8,000	12,000	4,000	50.0%					
124	101310-65060	PRINTING	1,189	1,000	1,396	1,000	1,123	756	800	800	-	0.0%					
125	101310-65080	LEGAL NOTICES	-	-	-	-	-	127	127	200	200	0.0%					
126	101310-65200	ELECTRICITY	12,245	18,000	12,906	15,000	12,157	13,658	13,000	15,000	2,000	15.4%					
127	101310-65220	WATER	747	600	170	400	381	400	515	515	-	0.0%					
128	101310-65230	FUEL OIL	5,708	14,000	6,626	1,500	9,644	9,278	4,000	4,500	500	12.5%					
129	101310-65240	DUMPSTERS	1,040	1,000	1,343	1,000	968	796	1,000	1,000	-	0.0%					
130	101310-65240	DUMPSTERS	1,040	1,000	1,343	1,000	968	796	1,000	1,000	-	0.0%					
131	101310-65300	MACHINE & EQUIPMENT MAINTENANCE	33,021	37,571	38,123	31,017	32,195	33,906	30,949	33,532	2,583	8.3%					
132	101310-65310	VEHICLE MAINTENANCE	26,596	25,000	10,056	81,564	77,350	80,900	62,600	62,600	-	0.0%					
133	101310-65311	GAS, GREASE, OIL & TIRES	50,839	52,166	61,323	-	-	-	-	-	-	0.0%					
134	101310-65420	TECHNICAL SUPPORT	683	500	-	500	975	1,905	600	300	(300)	-50.0%					
135	101310-65470	DOG EXPENSE	1,590	1,800	300	600	-	-	-	-	-	0.0%					
136	101310-65480	OTHER PROFESSIONAL SERVICES	-	-	-	-	18,000	-	-	-	-	0.0%					
137	101310-65500	MAINTENANCE OF BLDGS. & GROUNDS	9,987	2,000	3,568	3,000	3,852	4,490	3,000	3,000	-	0.0%					
138	101310-65521	UNIFORMS	22,815	16,000	15,499	14,500	15,295	15,000	19,800	19,800	4,800	32.0%					
139	101310-65523	K-9 EXPENSES	-	-	-	-	202,003	202,553	161,898	176,457	14,559	9.0%					
140		SUB-TOTAL EXPENSES	204,127	209,663	191,373	182,666	202,003	202,553	161,898	176,457	14,559	9.0%					
141		SUPPLIES															
142	101310-66010	OFFICE SUPPLIES	10,320	8,000	8,469	4,500	4,320	4,464	4,500	4,500	600	11.1%					
143	101310-66020	BOOKS/SUBSCRIPTIONS	3,630	3,000	5,130	3,200	2,732	2,732	2,200	2,500	300	13.6%					
144	101310-66030	OTHER SUPPLIES	6,776	9,600	28,364	12,000	17,841	11,512	2,200	5,000	2,800	127.3%					
145	101310-66040	JANITORIAL SERVICES & SUPPLIES	19,624	28,478	8,231	12,000	2,436	1,794	1,800	1,200	(600)	-33.3%					
146		SUB-TOTAL SUPPLIES	40,552	48,558	50,214	31,700	26,734	20,532	10,700	12,700	2,000	18.7%					
147		CAPITAL OUTLAY															
148	101310-67510	OFFICE FURNITURE & EQUIPMENT	2,143	-	-	2,500	841	1,798	1,000	500	(500)	-50.0%					
149	101310-67517	BULLET PROOF VESTS	2,143	-	5,597	5,000	3,984	780	900	2,700	1,800	200.0%					
150	101310-68500	TRANSFER, IN/OUT	-	-	5,597	7,500	4,826	2,578	1,900	3,200	1,300	68.4%					
151		TOTAL POLICE	2,731,519	2,569,901	2,698,392	2,633,992	2,841,489	2,892,903	2,746,989	2,864,681	117,721	4.4%					
152		PORT AUTHORITY															
153	101840																

– 54 –

FY17 MASTER BUDGET

A	B	E	F	G	H	I	J	K	L	M	N	O
FY 2016 MUNICIPAL BUDGET												
		FY 2012 ACTUAL	FY 2013 BUDGET	FY 2013 ACTUAL	FY 2014 APPROVED	FY 2014 ACTUAL	FY 2015 ACTUAL	FY 2016 APPROVED	FY 2017 APPROVED	\$ DIFFERENCE	% DIFFERENCE	
101830-64060	FICA EMPLOYERS SHARE	17	40	37	40	38	40	41	71	(1)	0.0%	
	SUB-TOTAL BENEFITS	27	65	64	73	72	64	73	71	(1)	0.0%	
	TOTAL PUBLIC HEALTH SERVICE	257	585	574	593	592	586	603	591	(11)	-1.8%	
101830	RECREATION/KITTY COMMUNITY CENTER											
	SALARIES & WAGES											
101830-64008	DIRECTOR/GENERAL MANAGER	67,110	70,465	71,844	73,312	73,284	74,680	77,928	78,561	633	0.8%	
101830-64009	ASSISTANT DIRECTOR/GM	-	50,269	-	52,692	52,667	53,684	56,637	56,971	334	0.6%	
101830-64010	EARLY CHILDHOOD SUPERHEAD TEACHER	46,789	39,714	-	37,914	37,904	39,436	40,895	41,038	143	0.3%	
101830-64012	RECREATION SUPERVISOR	-	39,874	-	41,506	41,480	42,307	44,205	44,907	612	1.4%	
101830-64013	ASST CHILD-CARE SUPERHEAD TEACHER	-	-	-	11,400	11,400	31,655	33,014	33,114	100	0.3%	
101830-64014	LEAD TEACHER	-	-	-	9,296	26,420	97,228	97,228	97,408	180	0.3%	
101830-64015	SPORTS COORDINATOR	-	24,980	-	32,460	32,438	33,080	34,336	35,026	690	2.0%	
101830-64024	FULL TIME CUSTODIANS	-	37,696	-	41,053	41,045	41,842	77,828	78,840	1,112	1.4%	
101830-64026	INSTRUCTORS STIPENDS	-	-	195,687	-	22,807	18,786	15,000	15,000	-	0.0%	
101830-64028	FULL TIME SALARIES	-	-	313,265	-	-	-	-	-	-	0.0%	
101830-64030	OVERTIME	-	3,000	-	1,500	2,402	5,378	3,000	5,000	2,000	66.7%	
	SUB-TOTAL FULL TIME SALARIES & WAGES	114,590	262,435	583,614	280,437	324,702	367,278	440,161	445,965	5,804	1.3%	
101830-64016	SAFE PT SUPERVISOR	-	18,481	-	46,654	42,601	46,142	42,000	45,000	3,000	7.1%	
101830-64018	RECEPTIONISTS	-	30,784	-	20,000	19,432	17,685	20,380	20,380	-	0.0%	
101830-64019	BOOKKEEPER/SECRETARY	-	16,900	-	15,000	5,736	921	2,000	2,000	(2,000)	-100.0%	
101830-64021	KITCHEN/CARE/EVENT COORD/BOX OFFICE	32,640	25,900	-	38,000	26,186	32,203	20,000	25,000	5,000	25.0%	
101830-64021	SAFE SUMMER STAFF	-	34,400	-	30,000	48,846	36,153	31,370	33,500	2,130	6.8%	
101830-64023	ADVENTURE SUMMER STAFF	-	14,000	-	10,000	7,185	9,509	12,220	12,500	180	1.5%	
101830-64025	PRESCHOOL STAFF	-	19,604	-	140,000	122,430	95,620	83,100	75,000	(8,100)	-9.7%	
101830-64027	CUSTODIANS	-	60,224	-	61,224	56,157	54,279	34,328	36,000	1,672	4.9%	
101830-64027	TODDLER DC STAFF	-	-	-	-	-	-	-	-	-	0.0%	
101830-64028	EXTRA DAYCARE WORKER	-	10,680	-	-	-	-	-	-	-	0.0%	
101830-64028	THEATRE TECHNICIANS	-	-	-	398,878	328,813	293,512	245,508	248,390	2,882	1.2%	
	SUB-TOTAL PART TIME SALARIES & WAGES	32,640	335,427	593,614	640,315	653,515	660,790	695,669	694,355	8,686	1.3%	
	SUB-TOTAL ALL SALARIES & WAGES	147,230	597,862	1,177,228	920,752	978,217	1,028,068	1,135,830	1,140,315	4,447	0.4%	
101830-64050	BENEFITS											
101830-64050	RETIREMENT EMPLOYERS SHARE	4,611	13,748	13,542	18,231	17,612	25,332	37,839	38,215	376	1.0%	
101830-64060	FICA EMPLOYERS SHARE	10,762	47,286	44,490	48,644	48,614	52,454	53,118	53,118	664	1.3%	
101830-64070	WORKERS COMPENSATION	2,706	1,171	2,855	9,476	13,666	12,366	12,750	16,500	3,750	29.4%	
101830-64090	MAJOR MEDICAL	26,411	73,044	69,310	96,287	131,774	154,365	158,038	3,673	3,673	2.4%	
101830-64091	DENTAL	804	816	680	742	763	742	742	742	-	0.0%	
101830-64092	DISABILITY INSURANCE	570	2,592	2,592	2,592	2,834	3,418	4,443	-	-	0.0%	
	SUB-TOTAL BENEFITS	45,960	136,762	133,139	176,313	177,694	222,247	262,593	271,056	8,463	3.2%	
101830-65010	EXPENSES											
101830-65010	POSTAGE	117	4,000	858	4,000	1,220	1,846	1,500	1,500	-	0.0%	
101830-65020	TELEPHONE	2,985	6,000	4,483	5,000	4,998	5,045	5,000	5,000	-	0.0%	
101830-65030	TRANSPORTATION	-	3,000	2,771	4,000	4,357	2,758	3,600	3,600	800	-18.7%	
101830-65060	PRINTING	-	4,000	6,757	7,000	11,638	6,142	10,000	9,000	(1,000)	-10.0%	
101830-65020	ELECTRICITY/UTILITIES	-	150,000	33,362	35,000	32,470	34,078	35,000	36,000	1,000	2.9%	
101830-65020	WATER	473	1,230	1,500	2,447	2,423	2,600	2,600	2,600	-	0.0%	
101830-65020	NATURAL GAS	119	-	34,817	50,000	48,289	52,755	60,000	60,000	-	0.0%	
101830-65020	SEWER	200	-	800	1,000	1,250	2,040	1,250	2,040	790	63.2%	
101830-65030	MACHINE & EQUIPMENT MAINTENANCE	-	3,000	-	-	18,652	(978)	9,000	11,000	2,000	22.2%	
101830-65030	VEHICLE EXPENSES	-	18,000	1,541	794	2,943	2,175	794	400	(394)	-48.0%	
101830-65070	PROGRAM SERVICES	-	3,500	13,288	18,000	4,735	6,013	6,000	6,000	-	0.0%	

17

[illegible]

UNPAID REAL ESTATE TAXES - JUNE 30, 2017

Year	Bill Name	Property ID	Total Unpaid
2017	31 BADGERS LLC	1-31	\$10.96
2017	35 THAXTER LANE LLC	64-10A	\$2,655.22
2017	63 ENGLISH RANGE ROAD LLC	60-20A	\$613.86
2017	ABENAQUI HOLDINGS, LLC	65-1	\$2,986.91
2017	AHLGREN, DOROTHY T	27-40	\$16.95
2017	ALLEN, ROBERT D	39-17B-14	\$1.36
2017	AL-SHAIR, TALAL A	32-5	\$12,507.06
2017	AMG INVESTMENTS LLC	31-2	\$1.38
2017	ARBO, DANIEL L	3-88	\$91.49
2017	ARBO, DANIEL L	2-10	\$117.17
2017	ARBO, DANIEL L	3-107	\$1,052.88
2017	ARBO, DANIEL L	2-9	\$5,359.10
2017	ARBO, DANIEL L	3-106	\$5,883.93
2017	ARRIS, JEAN	18-43	\$5,044.52
2017	AUGUSTA, PHILLIP	44-15	\$0.76
2017	BAKER, BRUCE D	21-3-24	\$0.63
2017	BALIAN, KATHERINE A	27-12	\$7.57
2017	BARBER, GARRETT	39-17B-20	\$0.06
2017	BARRETT, CHRISTOPHER	9-71	\$1.82
2017	BAXTER, DAVID W	15-61	\$1,454.92
2017	BEAN, BARBARA E	20-3	\$3,155.43
2017	BEAROR, ELIZABETH	60-21-72	\$529.65
2017	BEAVIS, TIMOTHY	27-31	\$0.78
2017	BEAVIS, TIMOTHY	63-54B	\$0.96
2017	BENNETT, TONI D.	2-8	\$1.03
2017	BICKLEY, DALE	20-25	\$2,588.87
2017	BINDER, DEBORAH	66-16-42	\$0.04
2017	BISCHOFF, WILLIAM	3-72	\$1,314.89
2017	BLAISDELL, STEPHEN	68-1	\$0.22
2017	BLAKE, SCOTT	60-4	\$0.31
2017	BLAKE, SCOTT MCKAY	60-14	\$0.47
2017	BLANCHETTE, M J	36-66	\$9.84
2017	BLOW, THOMAS D	2-27	\$5,625.53
2017	BOGENBERGER, NANCY P	9-37	\$0.03
2017	BOWEN, RUTH E	13-12	\$181.37
2017	BRAATEN, KYLE J.	9-15-1-6	\$0.32
2017	BRADBURY, DENNIS A	60-21-58	\$499.16
2017	BRADDOCK, JOHN BING	60-21-78	\$0.14
2017	BRAKE JR, ARTHUR W	60-16	\$1,331.04
2017	BRISTOW TR, CATHERINE H	36-74	\$2.86
2017	BROCHU, MARY E	60-21-12	\$154.08
2017	BURNETT, JUSTIN	21-3-13	\$284.09
2017	BURNS, MARTIN	21-3-38	\$547.31
2017	BWF MANAGEMENT LLC	9-134	\$3,243.64
2017	CALLAHAN, EDMUND F	24-58-1	\$405.81
2017	CAVERNO, KENNETH A	60-21-111	\$0.03
2017	CAVERNO, PETER	60-21-110	\$162.11
2017	CERINI, BEVERLY	21-7-9	\$97.91
2017	CHAPMAN, DAVID R	14-19	\$3,188.69
2017	CHARLESWORTH, AGNES S	56-3-26	\$0.03
2017	CHENERY, MICHAEL E	47-18-3	\$0.96
2017	CHINBURG DEVELOPMENT	54-14-4	\$0.14

Year	Bill Name	Property ID	Total Unpaid
2017	CHINBURG DEVELOPMENT	54-14-3	\$5.70
2017	CHINBURG DEVELOPMENT LLC	60-24-4	\$0.53
2017	CHINBURG DEVELOPMENT LLC	60-24-3	\$0.54
2017	CHINBURG DEVELOPMENT LLC	60-24-5	\$0.54
2017	CHINBURG DEVELOPMENT LLC	60-24-6	\$0.60
2017	CLOUGH, GARTH E	6-15A	\$959.16
2017	CLYDE, MARTHA	10-110-1	\$0.01
2017	COBERLY, RANDOLPH M	19-9	\$51.36
2017	COBLER, SUE A	61-26-24	\$6.26
2017	COLE, ANDREW R	36-40A	\$4.78
2017	CONNER, EDWIN F	24-17	\$1,018.52
2017	CONOHAN, REGINALD	2-100	\$1.01
2017	CORMIEA, VICKIE M	41-4	\$1,202.15
2017	COX, MICHAEL	66-16-51	\$0.63
2017	CRESSEY, TR, ALMA	21-6	\$1.13
2017	CYNTHIA CABLE, TR	10-54	\$0.18
2017	CZACHOR, EUGENE	58-55-2	\$7,928.70
2017	DALRYMPLE TR, RONALD L	15-1	\$115.56
2017	DALRYMPLE, RONALD L.	15-11-8	\$3,487.21
2017	DALY TR, THOMAS A	2-65A	\$6.69
2017	D'AMOUR, THOMAS FRANCES	16-134	\$2,542.32
2017	DEBUTTS, NELSON	21-3-30	\$194.21
2017	DECOSTE, GARY J	16-130	\$2,948.39
2017	DEKM LLC	13-5-9	\$0.98
2017	DELOZIER, SANDRA	45-41	\$3,185.44
2017	DEMBELE, MAMADOU	67-36	\$0.49
2017	DEROSIA, THOMAS K	11-31	\$646.64
2017	DEROY, SUSAN G	24-32	\$0.36
2017	DESJARDINS, ROLINDA	21-3-21	\$44.10
2017	DEWHURST, TROY	57-9A	\$7.95
2017	DICKSON, SUSAN J	20-5A	\$0.28
2017	DINEEN, ESTATE OF RUTH E	8-25	\$1,250.06
2017	DIRUSSO, TR,DONALD J DIRUSSO, TR, SHIRLE	67-45	\$9.22
2017	DONOGHUE, MICHAEL	71-1-28	\$0.94
2017	DORSZ, THOMAS EDMUND, TR	25-9	\$1.93
2017	DRAPEAU, NATHANIEL	16-86	\$957.55
2017	DREW, SUSAN J SPINNEY	30-26C	\$1,261.53
2017	DSS LAND HOLDINGS LLC	60-24	\$11,318.46
2017	DUCHEMIN, ROMONA	60-21-91	\$529.65
2017	DURGIN, DIANE	15-27	\$3,724.53
2017	EASTWICK TR, LORRAINE	51-10	\$2.07
2017	ERIKSON, BERNDT M.	66-16-8	\$268.04
2017	ERIKSON, CHRIS M	58-7	\$4.66
2017	EVANS JR, ROBERT H	67-20	\$0.33
2017	FAIRCHILD TR, LINCOLN	52-10	\$4.80
2017	FARRAH, CLIFFORD H	71-1-21	\$7,094.10
2017	FELD, TR, STEVEN E	1-64-2	\$4.65
2017	FERLAND, DAVID	35-3-7	\$5,810.58
2017	FICKENSCHER, KEVIN	34-2B	\$9.20
2017	FLETCHER, SHAWN M	30-29	\$1,869.10
2017	GAGNER JR, RAYMOND F	65-17	\$738.78
2017	GAGNER, TERRY L & JANET A	51-8-1	\$0.20
2017	GAGNER, TERRY L & JANET A	51-8-10	\$0.20
2017	GAGNER, TERRY L & JANET A	51-8-3	\$0.20
2017	GAGNER, TERRY L & JANET A	51-8-4	\$0.20

Year	Bill Name	Property ID	Total Unpaid
2017	GAGNER, TERRY L & JANET A	51-8-5	\$0.20
2017	GAGNER, TERRY L & JANET A	51-8-6	\$0.20
2017	GAGNER, TERRY L & JANET A	51-8-8	\$0.20
2017	GAGNER, TERRY L & JANET A	51-8-9	\$0.20
2017	GAGNER, TERRY L & JANET A	51-8-2	\$0.25
2017	GALLE, KENNETH W & JUDITH D	39-2-5	\$3,341.65
2017	GALLO RENTALS, LLC	56-26	\$1.38
2017	GANDIA, GABRIEL	60-21-92	\$290.51
2017	GARCIA, RENE	60-21-44	\$139.69
2017	GARDNER JR, VERNARD J	34-5B	\$3.94
2017	GARDNER, WILLIAM E	61-19A-4	\$3,016.26
2017	GAUTREAU, KATHERINE	65-14-1A	\$4.47
2017	GERASIN, DAVID M	62-9-7-1	\$2,075.81
2017	GIBSON TR, BONNIE KNICKERBOCKE	18-28	\$16,834.85
2017	GINDELE, CHARLOTTE A	3-86	\$1.99
2017	GJE INVESTMENTS LLC	22-13	\$11.56
2017	GLUSGOL, MELVIN M	41-7-6	\$4,288.56
2017	GONALVES, JUSTIN H.	6-9-2	\$10.19
2017	GOODRIDGE, HEIRS OF GARY D	42-4	\$706.20
2017	GOODRIDGE, HEIRS OF GARY D	42-5	\$2,235.77
2017	GORDON, JEFFREY	17-2	\$6.28
2017	GOWELL, MICHAEL A	45-76A	\$0.19
2017	GROVER, DAVID J	3-102	\$1.66
2017	GROVES, SUSAN M	64-21B	\$2.04
2017	GUADALUPE, DAVID	40-24	\$1.33
2017	GUY, LEO J	2-3	\$2,908.58
2017	HANNIGAN, DANIEL J	62-10-2	\$4.08
2017	HARRINGTON, MAUREEN F.	63-48	\$10.32
2017	HARRIS, SHAWN	60-12C	\$0.66
2017	HARRIS, SHAWN	66-2C	\$1.13
2017	HARRIS, SHAWN	60-3A	\$2.70
2017	HARRIS, SHAWN	49-8	\$13.35
2017	HAYES, JULIA A	61-19A-7	\$0.09
2017	HELLER TRUSTEE, SARAH R	1-18-8	\$2.17
2017	HOPPING, ROSE	60-21-66	\$428.54
2017	HUCKINS, BRADLEY E	60-21-16	\$426.93
2017	HURD, LAUREN	3-83	\$19.67
2017	HYNES TRUSTEE, STEPHEN A	60-21-68	\$211.30
2017	JACKSON, KENNETH	60-21-11	\$279.27
2017	JOHNSON, SUZANNE	15-32A	\$1,584.94
2017	JOHNSTON, ELIOT	20-8	\$1.77
2017	JONATHAN CADOUX	67-43	\$2,005.37
2017	JORDAN, TR, AL INDIGO-JORDAN, TR, ANIJ	38-13-7	\$11.65
2017	JUNKINS LIFE ESTATE, DOROTHEA	59-17	\$2,259.84
2017	KANE, DOUGLAS	39-17B-13	\$1.34
2017	KAPLAN TR, FRANKLIN L	22-21G-102	\$0.38
2017	KATHERINE BUSH	14-70	\$2,490.43
2017	KATHERINE COOPER	60-21-64	\$145.50
2017	KEEFFE, JACQUELINE	21-3-18	\$263.22
2017	KEHRIG, ASHLEY W	9-100	\$2.82
2017	KELLER, DAWN L	4-83	\$938.83
2017	KELLETT, LINDA L	49-3-6	\$5.30
2017	KENT, MELANIE L	60-21-23	\$396.44
2017	KIMBALL JR, EVERETT H	63-27	\$28.90

Year	Bill Name	Property ID	Total Unpaid
2017	KIRSCHNER, ELIZABETH	18-45-4	\$0.60
2017	KITTERY EYE ONE LLC	13-5-15	\$1.31
2017	KITTERY POINT PARTNERS LLC	18-33	\$7,861.52
2017	KORZENIOWSKI, WILLIAM	5-9-3	\$0.88
2017	KRAMER, NORMA S	56-7	\$776.01
2017	KUEHL, SUSANNE M	47-12	\$0.62
2017	LABRANCHE, TR, JAMES	1-30-3	\$11.83
2017	LAMONT, WALLACE F & GLADYS M	60-32	\$869.91
2017	LANDMARK PROPERTIES LTD	66-8	\$0.03
2017	LANDMARK PROPERTIES LTD	66-2A	\$0.30
2017	LANDMARK PROPERTIES LTD	67-2	\$3.59
2017	LAREAU, CYNTHIA A	66-16-14	\$319.40
2017	LARIVIERE, RAYMOND M	58-52	\$1.02
2017	LEAH CASWELL	26-3	\$13.06
2017	LEBLANC, PAUL D	8-20	\$2,859.88
2017	LECHNER, MARK W	25-20	\$2.01
2017	LEMONT, ERIC T.	3-127	\$0.23
2017	LIEN, DARWIN L	14-21	\$2.09
2017	LINCOLN, SYLVIA R	60-21-94	\$1.27
2017	LINCOLN, SYLVIA R	47-21	\$1,434.87
2017	LOBO REALTY LLC	2-64	\$2.39
2017	LORANDEAU, ALAN	36-4-4	\$1.34
2017	LUTTS, SANDRA A	25-10	\$2,213.18
2017	LYNCH, PHILIP A	45-54-4	\$0.53
2017	MACIA, DOLORES	16-169	\$2,492.57
2017	MACLEOD, BARBARA A	51-1	\$1.23
2017	MACNEIL, RICHARD P	60-21-116	\$0.01
2017	MANN, A DAVID	69-20C	\$1.00
2017	MARSHALL, KERI J	45-65	\$3,032.38
2017	MARTIN, JANE L	60-21-24	\$0.04
2017	MATTHEWS, NANCY	21-7-12	\$26.74
2017	MC LAUGHLIN, MAUREEN	39-17B-18	\$1,064.12
2017	MCDANIEL, MILTON H	20-29	\$0.92
2017	ME HOLDINGS LLC	48-16	\$1,282.40
2017	MESSIER TR, VICTOR R	25-8	\$6.71
2017	MEYER, HERBERT W	2-80A	\$1.48
2017	MEYER, TYLER C	60-21-10	\$133.22
2017	MICHAEL LANE, TR	62-17	\$4.16
2017	MITCHELL, CHARLES T	1-10	\$12,889.76
2017	MONTEMBEAU, STEPHEN J	56-3-29	\$1.91
2017	MOORE, CHRISTOPHER	60-21-104A	\$321.00
2017	MOORE, KAREN	60-21-15	\$332.24
2017	MORIARTY, DANIEL A	12-1-7	\$347.18
2017	MORIARTY, SEAN J	12-1-6	\$4,752.41
2017	MORRISSEY, KATHLEEN F	3-69-4	\$2,000.00
2017	MOULTON, ERIK S	48-1C	\$1,912.42
2017	MOULTON, TR, DEBRA M	30-9	\$3,837.56
2017	MURRAY, DANIELLE L	5-14A-1	\$4,153.74
2017	NEALON TR, EMMETT	3-24	\$2.32
2017	NICHOLSON, KEVIN P.	60-21-38	\$292.11
2017	NICKELL, SUSAN L	41-7-2	\$1.40
2017	NINE MAIN STREET LLC	4-188-2	\$4,233.99
2017	NINE MAIN STREET LLC	4-188-6	\$4,233.99
2017	NIVER, GENEVA C	10-97	\$1,001.95
2017	NORTHEAST HYDRAULICS INC	7-25-1	\$5.37

Year	Bill Name	Property ID	Total Unpaid
2017	OBIE, DONALD	60-21-118	\$1.65
2017	O'CONNOR, DAVID A	2-5	\$1.75
2017	O'NEIL, TODD	66-16-49	\$733.15
2017	OPERATION BLESSING LP	61-8D	\$0.43
2017	OPERATION BLESSING LP	61-8	\$4.84
2017	OUDERKIRK, KATHERINE L	10-108	\$4.53
2017	PAMELA P BOLD	63-8	\$4.40
2017	PATTEN JR TR, GEORGE A	67-16A	\$0.04
2017	PATTEN JR TR, GEORGE A	67-16	\$0.35
2017	PATTEN JR TR, GEORGE A	67-15	\$2.85
2017	PEARSON, GAIL BEVERLY	54-14-10	\$2,859.82
2017	PEARSON, WAYNE R	60-21-28	\$247.17
2017	PELKEY, JEFFREY S	14-9	\$2,372.19
2017	PELKEY, ROY N	68-4A-2	\$4.19
2017	PELLETIER, PAUL A	44-13A	\$2,776.65
2017	PENNINGTON, JENNIFER	60-21-2	\$401.25
2017	PERKINS, ELVIRA	60-21-57	\$412.49
2017	PERRAULT JR, ALFRED L	36-43	\$2,409.11
2017	PERRELLA, DEBORAH	65-23	\$0.07
2017	PESARIK, ANNE MARIE	14-47-1	\$2,247.00
2017	PESARIK, ANNE MARIE	14-47	\$3,373.71
2017	PETERSEN, JR, GEORGE	60-21-50	\$0.26
2017	PETERSON, EDWARD	60-21-80	\$141.24
2017	PHINNEY, CHARLES G	45-50	\$1,838.06
2017	PIKE, GREGORY S	41-11B	\$6,296.42
2017	PINGREE, BRENNAN A	65-7J	\$591.65
2017	PIRINI, TAMI E.	66-16-38	\$468.66
2017	PIXIE, LLC	31-4	\$3.91
2017	POITRAS, JANICE V	66-16-53	\$0.43
2017	PORTER III, JOHN HENRY	63-44A	\$0.63
2017	PORTER, JOSHUA	63-46	\$0.02
2017	PORTER, JOSHUA & JENNIFER	63-45	\$0.02
2017	PORTAS, RAY	7-10-8	\$78.65
2017	POWERS, JAMES W	39-3-3	\$2.15
2017	PROCTOR, TIMOTHY P	67-15D	\$2.68
2017	PUFFER & SONS LAND MANAGEMENT INC	50-5	\$1,178.74
2017	RACICOT, EDMOND A	31-16	\$2.82
2017	RATCLIFFE, FREDERICK W.	61-26-11	\$1.68
2017	RAYNES, RICHARD F	56-17	\$1,040.04
2017	REED, CLINTON E	27-3	\$4,826.24
2017	REED, TED RAY	62-18	\$483.59
2017	REID, DAVID M	62-22D	\$573.99
2017	RIKE, NICHOLAS	36-51	\$1,455.14
2017	ROCHESTER, ARIEL A.	36-19	\$1.45
2017	ROCHESTER, ARIEL A.	36-17	\$37.06
2017	RODRIGUEZ, MONSERRATE	60-21-61	\$165.32
2017	ROTONDO TR, DEBRA A	17-43-10	\$5,518.50
2017	ROYLOS, JOHN C	47-18-4-1	\$3,794.22
2017	SANBORN, WILLIAM K	39-3-1A	\$2,710.42
2017	SANDQUIST, BRETT	16-178	\$27.53
2017	SCHMID, ALLEN L	4-62	\$1.57
2017	SCHNEIDER, CRAIG	14-67	\$0.89
2017	SCHWARTZ, CARL A	4-7	\$0.28
2017	SEATH JR, JOHN	16-205	\$16.42
2017	SHARP, THOMAS M	43-5	\$2.63

Year	Bill Name	Property ID	Total Unpaid
2017	SHEPARD, KIM B	6-4B	\$1.39
2017	SILLSBY, DAVID	66-16-60	\$0.36
2017	SISK, WENDY S	67-17	\$5,304.53
2017	SMALL, ALBERT W	16-152	\$1,673.96
2017	SMESTAD, STEVEN A	4-35	\$2.70
2017	SMUTTY NOSE LLC	70-2	\$0.33
2017	SOWERBY, DAVID M	15-83	\$1,015.97
2017	STANLEY, JANICE T	65-18B	\$2.24
2017	STARKEY, RICHARD W.	11-26A	\$1,229.31
2017	STARKEY, BRIAN	60-21-98	\$751.14
2017	STARKEY, PATRICIA R	29-21	\$1.18
2017	STELLA JR, WILLIAM J	3-17	\$1.65
2017	STEVENS, CATHERINE	7-10-17	\$38.51
2017	STEWART, GRETCHEN E	25-25	\$0.24
2017	STINSON, DOUGLAS W	27-26	\$2.45
2017	SWALLOW STEPHEN T.	1-47-2	\$0.92
2017	SWEENEY, DANIEL J	54-2-10	\$1.86
2017	SYLVESTER, DIANA T	8-24	\$2,286.89
2017	SYLVESTER, DIANA T	4-99	\$2,465.60
2017	SYLVESTER, DIANA T	8-23	\$3,452.96
2017	TERRENCE, DAN S & KIM L	65-7F-1	\$953.81
2017	THEBERGE, DIANA L	29-11	\$1.05
2017	THOMPSON TR, ANTHONY	52-10B	\$0.36
2017	THOMPSON, L DEBORAH	9-127A	\$39.04
2017	THORPE, LORRAINE A	46-3	\$860.28
2017	THUMITH, MICHELLE	60-21-56	\$853.86
2017	TILBURY, MATTHEW W	63-16	\$3.71
2017	TILTON, JOHN	60-21-45	\$245.57
2017	TOBEY, BEVERLY JEAN	45-49	\$2,478.62
2017	TRUE, JOHN S	17-49	\$3,901.42
2017	TURCOTTE, KENNETH	16-158	\$3,823.30
2017	TYLER EIDELL	66-16-48	\$71.68
2017	VANKENNEN, JAMES FISHER	63-44H	\$3.10
2017	VON SCHLEGELL, LISA	9-147	\$4.46
2017	WALKER, GERALD F	29-13B	\$3,614.46
2017	WALSH, LILLIAN F	10-35	\$2,261.74
2017	WATTS, JOHN	41-5-2	\$1,990.37
2017	WATTS, KATHLEEN BALDWIN	41-5-5	\$558.55
2017	WEEDEN, CRAIG	60-21-75	\$120.38
2017	WESTGATE, LINDA R	45-27	\$0.28
2017	WHEAT, WILLIAM D	23-5B	\$10.62
2017	WHITNEY, IRVING EDGAR	10-103	\$3,532.58
2017	WILKINS TR, PETER D	34-3-2	\$0.44
2017	WILKINS, JEANNE Y	9-7	\$4,101.10
2017	WILLIAMS, JANE W	42-22-3	\$1,893.90
2017	WOODMAN, HEIRS OF BRUCE H	60-11	\$2,548.74
2017	ZACCONI, KIM	60-21-107A	\$467.06
	TOTAL		\$499,670.78

UNPAID PERSONAL PROPERTY TAXES - JUNE 30, 2017

Year	Bill Name	Property ID	Total Unpaid
2017	AEROPOSTALE INC	10481	\$797.54
2017	AL-SHAIR TALAL A	12901	\$196.50
2017	ARBO TRANSPORT	12080	\$61.17
2017	ARMSTRONG JULIAN	13175	\$1,139.72
2017	AT&T MOBILITY LLC	9006	\$262.92
2017	BAG N BAGGAGE	11471	\$281.65
2017	BILL'S ORIGINAL KITCHEN	14733	\$35.30
2017	CLEAN BEDROOM THE	12093	\$162.12
2017	CROCS	14093	\$499.46
2017	DECOSTE GARY	12894	\$27.84
2017	DELTA AMUSEMENT INC	5609	\$96.34
2017	DENTAL PROFESSIONALS OF ME PC	14711	\$20.21
2017	DINEEN JAMES MARTIN	1604	\$44.22
2017	DONATELLO JEFFREY G	14728	\$810.58
2017	FIFTY-NINE OLD POST ROAD LLC	14706	\$301.71
2017	FROGGYS PAWN	9024	\$31.11
2017	GIBBONS STEVENS LAW OFFICE	14095	\$25.52
2017	GO CALANDER	14089	\$112.99
2017	HANNA ANDERSSON LLC	14355	\$562.40
2017	HILTON SHERI	12890	\$42.58
2017	JOHNSON DON	14057	\$758.18
2017	KEVIN STINE & HERBERT MARSH	14059	\$2,268.31
2017	KITTERY HOTELS INC	101520	\$46.44
2017	KITTERY STORAGE INC	318	\$44.22
2017	LAPIERRE DARREN	5659	\$178.67
2017	LAPIERRE DARREN	142	\$132.64
2017	LAWRENCE AUTOBODY	12023	\$16.44
2017	PICHE COURTNEY	8985	\$90.07
2017	RUE 21 INC	8718	\$383.09
2017	SPORTS STOP	14090	\$75.33
2017	SUZANNE'S VILLAGE CAFE & BISTR	14360	\$29.61
2017	THE FARM	14732	\$1,267.45
2016	HANOVER DIRECT INC.	12920	\$1,030.55
2016	ELWARTHY MELISSA	13177	\$1,378.71
2016	JOHNSON DON	178	\$791.01
2016	CAPE COD CRAFT CENTER INC	12014	\$333.16
2016	PUMA NORTH AMERICA INC	7425	\$371.20
2016	DONATELLO JEFFREY G	10707	\$599.12
2016	INTERCOAST CAREER INSTITUTE	12691	\$514.24
2016	PICHE COURTNEY	8985	\$107.63
2016	PARIGI ENTERPRISE RETAIL LLC	11108	\$466.21
2016	ARMSTRONG JULIAN	13175	\$407.16
2016	DELTA AMUSEMENT INC	5609	\$307.52
2016	GOOD TO-GO LCC	13654	\$254.99
2016	DINEEN JAMES MARTIN	1604	\$46.13
2016	BADGERS ISLAND INC	8740	\$111.06
2016	AL-SHAIR TALAL A	12901	\$205.02
2016	BELLEVILLE FRANK	180	\$140.27
2016	CLEAN BEDROOM THE	12093	\$122.26
2016	MUZAK LLC	8122	\$109.35
2016	HILTON SHERI	12890	\$44.42
2016	DMX LLC	13134	\$83.71
2016	ARBO TRANSPORT	12080	\$69.98

Year	Bill Name	Property ID	Total Unpaid
2016	DECOSTE GARY	12894	\$29.04
2016	SWISS AM INC	8977	\$43.83
2016	ABOUT FACE	12076	\$41.01
2016	FIRST DATA MERCHANT SERV CORP	13126	\$34.17
2016	GREENHEAD LOBSTER	9022	\$30.46
2015	AT&T MOBILITY LLC	9006	\$446.66
2015	BADGERS ISLAND INC	8740	\$122.48
2015	CALPHALON CORPORATION	7745	\$2,422.86
2015	CAPE COD CRAFT CENTER INC	12014	\$360.21
2015	COLDWATER CREEK US INC	6998	\$808.67
2015	DECOSTE GARY	12894	\$30.61
2015	DELTA AMUSEMENT INC	5609	\$28.85
2015	DINEEN JAMES MARTIN	1604	\$48.63
2015	DIONNE DONALD	1620	\$120.18
2015	FROGGYS PAWN	9024	\$24.98
2015	HANOVER DIRECT INC.	12920	\$1,244.40
2015	HILTON SHERI	12890	\$46.82
2015	HMX LLC	12680	\$671.79
2015	LAWRENCE AUTOBODY	12023	\$54.03
2015	MAINLY CUSTOM TATTOOS	8742	\$23.42
2015	NEXTEL COMMUNICATIONS	8411	\$387.22
2015	PETTIGREW RICHARD	12101	\$1,084.22
2015	PICHE COURTNEY	8985	\$126.08
2015	RUDDERS PUBLIC HOUSE	12092	\$72.54
2015	WOMEN VANHEUS	11807	\$169.31
2014	CALPHALON CORPORATION	7745	\$1,462.64
2014	CAPE COD CRAFTERS INC	35	\$257.50
2014	DECOSTE, GARY	8114	\$31.83
2014	DINEEN JAMES MARTIN	1604	\$50.56
2014	FROGGYS PAWN	9024	\$43.08
2014	HILTON, SHERI	7009	\$48.69
2014	HMX LLC	8725	\$767.83
2014	MAINLY CUSTOM TATTOOS	8742	\$26.22
2014	MAINLEY RENOVATIONS	11808	\$44.95
2014	ME & ME	11476	\$164.80
2014	NOELS RESTAURANT CORP	10689	\$537.48
2014	PICHE COURTNEY	8985	\$146.08
2014	PUMA NORTH AMERICA INC	7425	\$255.99
2014	SUCCI MICHELLE	11422	\$104.87
2014	WOMEN VANHEUS	11807	\$189.15
2013	ALL ABOUT YOU HAIR SALON	8431	\$31.49
2013	AUTO SPA	10717	\$625.03
2013	BUCKMAN, LAWRENCE & MARY	10694	\$108.29
2013	DINEEN JAMES MARTIN	1604	\$53.17
2013	FROGGYS PAWN	9024	\$45.28
2013	FULLER BRUSH COMPANY INC	51	\$1,124.23
2013	HILTON, SHERI	7009	\$51.19
2013	HMX LLC	8725	\$380.23
2013	KELLEY, KRISTEN	1612	\$131.91
2013	MAINLY BAR-B-QUE	9027	\$334.71
2013	MAINLY CUSTOM TATTOOS	8742	\$29.54
2013	NOELS RESTAURANT CORP	10689	\$373.71
2013	PICHE COURTNEY	8985	\$110.68
2013	SUCCI MICHELLE	7015	\$43.31

Year	Bill Name	Property ID	Total Unpaid
2013	TUMI INC	10352	\$29.10
2012	ALL ABOUT YOU HAIR SALON	8431	\$33.65
2012	BUCKMAN, LAWRENCE & MARY	5614	\$114.79
2012	CHEF COVE RESTAURANT	8770	\$243.50
2012	DINEEN JAMES MARTIN	1604	\$53.45
2012	DONNELL WILLIAM	107	\$91.05
2012	DOO HAIR	10488	\$27.71
2012	FULLER BRUSH COMPANY INC	51	\$403.53
2012	HERBERT BROTHERS SEAFOOD	8429	\$112.82
2012	HOMEPORT INC	275	\$55.41
2012	KELLEY, KRISTEN	1612	\$132.62
2012	MAINELY BAR-B-QUE	9027	\$356.26
2012	RUGGED BEAR	9026	\$641.26
2012	SUCCI MICHELLE	7015	\$36.15
2012	WHEN PIGS FLY	10485	\$59.81
2011	ALL ABOUT YOU HAIR SALON	8431	\$36.86
2011	BUSH EQUITIES INC	7422	\$62.14
2011	C I T TECHNOLOGY FINANCING BET	8410	\$364.48
2011	CLAIRE MURRAY	412	\$606.10
2011	DELL FINANCIAL	8421	\$188.38
2011	DRIFTWOOD PROPERTIES	8434	\$34.80
2011	GREEN HEAD LOBSTER	8451	\$26.95
2011	GREEN INTENTIONS	7753	\$89.51
2011	HERBERT BROTHERS SEAFOOD	8429	\$135.15
2011	HOMEPORT INC	275	\$42.02
2011	KELLEY, KRISTEN	1612	\$137.19
2011	LALICATA PAUL & SANGUEDOLCE PH	361	\$237.53
2011	PAPERS INK LLC	8743	\$36.86
2011	PICHE, COURTNEY	155	\$235.48
2011	SANGUEDOLCE & LALICATA & LE	1674	\$339.91
2011	SUCCI MICHELLE	7015	\$129.01
2010	BOWIE SEAN	284	\$51.13
2010	ELLEN TRACY	6973	\$941.17
2010	FOSTER JONATHAN	117	\$41.83
2010	KELLEY, KRISTEN	1612	\$155.70
2010	KENWOOD SILVER COMPANY INC	7724	\$7,694.35
2010	LALICATA PAUL & SANGUEDOLCE PH	361	\$309.07
2010	PICHE, COURTNEY	155	\$285.83
2010	READERS DIGEST	6972	\$357.88
2010	ROSS-SIMONS OF KITTEERY INC	21	\$694.84
2010	ROUSE STEWART & STUDNER MAT	8133	\$388.09
2010	SANGUEDOLCE & LALICATA & LE	1674	\$432.25
2010	SUCCI MICHELLE	7015	\$162.67
2010	WATERFORD WEDGEWOOD USA INC	60	\$1,152.65
2009	BOWIE SEAN	284	\$61.51
2009	CAP'N SIMEONS GALLEY	231	\$160.47
2009	COMPASS GROUP USA	6951	\$462.70
2009	ELLEN TRACY	6973	\$1,120.68
2009	FRISBEE DAVE	189	\$291.54
2009	HEATH EDWARD	6960	\$1,690.38
2009	KAGILIERY, MARIA	5639	\$85.59
2009	KELLEY, KRISTEN	1612	\$179.20
2009	LINENS 'N' THINGS INC	7001	\$1,792.57

Year	Bill Name	Property ID	Total Unpaid
2009	LONTINE BERNARD	5564	\$101.48
2009	MAHALUS INC	6950	\$136.40
2009	PHOENIX AUTOBODY	6961	\$133.73
2009	PICHE, COURTNEY	155	\$347.70
2009	RANGELY RESORTS	6970	\$216.64
2009	SAFETY KLEEN SYSTEMS INC	7041	\$108.97
2009	SANGUEDOLCE & LALICATA & LE	1674	\$548.30
2009	SUCCI MICHELLE	7015	\$144.46
2009	WATERFORD WEDGEWOOD USA INC	60	\$753.93
2009	WELCOME HOME LLC	380	\$631.21
2008	ATLANTIC BOATS INC	367	\$286.19
2008	CAP'N SIMEONS GALLEY	231	\$100.19
2008	FRISBEE DAVE	189	\$321.59
2008	HEATH EDWARD	5559	\$996.89
2008	KAGILIERY, MARIA	5639	\$94.41
2008	KELLEY, KRISTEN	1612	\$197.68
2008	LONTINE BERNARD	5564	\$114.88
2008	PERKS UNLIMITED INC	104	\$241.94
2008	PHOENIX AUTOBODY	5560	\$74.16
2008	SANGUEDOLCE & LALICATA & LE	1674	\$669.76
2008	SHELL VACATIONS	5577	\$256.69
2008	WALSH BROS INC	5603	\$88.52
2008	WELCOME HOME LLC	380	\$740.57
2007	ATLANTIC BOATS INC	367	\$141.44
2007	CAP'N SIMEONS GALLEY	231	\$217.10
2007	CHRISTMAS & HOME SHOPPE INC	100421	\$442.90
2007	CINGULAR WIRELESS LLC	281	\$503.68
2007	FLEETWOOD CAPITAL	386	\$2,272.32
2007	FORESIDE COMPANY INC	80	\$370.52
2007	FRISBEE DAVE	189	\$315.53
2007	GIFFORDS ICE CREAM	1679	\$214.21
2007	KATTAR RAY	399	\$92.62
2007	PERKS UNLIMITED INC	104	\$266.30
2007	SANGUEDOLCE & LALICATA & LE	1674	\$775.79
2007	SEA HAGS SEAFOOD INC	351	\$101.31
2006	AHARONIAN, RUSSELL	177	\$47.55
2006	CAI PARTNERS MANAGEMENT CO	282	\$42.55
2006	CAP'N SIMEONS GALLEY	231	\$262.77
2006	CHRISTMAS & HOME SHOPPE INC	100421	\$425.43
2006	DISABILITY CONSULTANTS	355	\$53.24
2006	FLEETWOOD CAPITAL	386	\$2,184.69
2006	FRISBEE DAVE	189	\$272.77
2006	SALON 58	356	\$37.54
2005	BACK ON THE RACK	100299	\$38.27
2005	BREW'S TATTOO	104601	\$57.38
2005	CAI SFC LLC	104570	\$66.95
2005	CAPE COD COTTAGE	100320	\$283.12
2005	CAP'N SIMEONS GALLEY	100244	\$57.71
2005	CIBC WORLD MARKETS	104576	\$234.31
2005	COASTLINE WASTE SERVICES	104596	\$406.45
2005	DEFENSE TACTICS SYSTEMS	104645	\$40.64
2005	HOMESTEAD	104409	\$2,314.37
2005	INDIAN MOTORCYCLE INC	104591	\$46.71

Year	Bill Name	Property ID	Total Unpaid
2005	MAINELY GAS MARKET	104545	\$138.67
2005	MAINELY KIDS	104647	\$48.56
2005	PEARL ART GLASS LLC	104644	\$47.81
2005	SALON 58	100372	\$38.27
2005	SHARPKIDS EDUCATIONAL TOYS	104364	\$117.16
2005	WELCOME CENTER	104366	\$184.09
2004	BACK ON THE RACK	100299	\$52.18
2004	BEKINS	104508	\$233.57
2004	BREW'S TATTOO	104601	\$39.39
2004	CAI SFC LLC	104570	\$116.78
2004	CIBC WORLD MARKETS	104576	\$260.90
2004	COASTLINE WASTE SERVICES	104596	\$221.59
2004	EAST COAST FORKLIFT	104629	\$509.38
2004	HEBERT CANDIES INC	104329	\$352.84
2004	HOMESTEAD	104409	\$2,770.56
2004	ISLAND SEAFOOD INC	104514	\$237.59
2004	J MACK BUILDERS INC	104532	\$77.03
2004	KITTERY PRESCHOOL & CHILDCARE	104548	\$136.66
2004	NEW LEAF DESIGN	104594	\$47.21
2004	RONALD TUVESON PHOTO	100252	\$59.64
2004	VITAMIN WORLD #2401	104325	\$864.71
2004	WALLS YOUR WAY	104640	\$1,286.86
2003	BACK ON THE RACK	100299	\$106.92
2003	CAI SFC LLC	104570	\$280.65
2003	CIBC WORLD MARKETS	104575	\$494.48
2003	HEBERT CANDIES INC	104329	\$374.99
2003	HOMESTEAD	104409	\$5,586.39
2003	J MACK BUILDERS INC	104532	\$169.28
2003	KITTERY PRESCHOOL & CHILDCARE	104548	\$276.18
2003	NEW LEAF DESIGN	104593	\$120.29
2003	RONALD TUVESON PHOTO	100252	\$115.82
2003	WEB SOLUTIONS	104405	\$62.35
2002	BACK ON THE RACK	104574	\$130.79
2002	BRADBURY & ASSOC PRMTNL PROP	104559	\$316.90
2002	BUSY BEE DAYCARE	104584	\$226.36
2002	CAI SFC LLC	104569	\$362.19
2002	CAMPION GROUP	104438	\$135.83
2002	FAMOUS BRANDS HOUSEWARES #38	104355	\$3,128.84
2002	J MACK BUILDERS INC	104532	\$211.28
2002	KITTERY PRESCHOOL & CHILDCARE	104548	\$344.31
2002	MAINELY FLAGS	104310	\$151.81
2002	MCNIFF II ESQ, JAMES	104435	\$114.48
2002	MICRO LEASING	104567	\$477.88
2002	MUSIC MAKERS	104440	\$201.21
2002	N T F C CAPITAL CORP	104525	\$125.75
2002	NEW LEAF DESIGN	104593	\$160.95
2002	RONALD TUVESON PHOTO	100252	\$135.83
2002	SOCCER MAINEA	104338	\$1,090.15
2002	THAI STARR II INC	104598	\$2,062.41
2002	TIER ONE TECHNOLOGIES	104558	\$945.68
2001	ADVANTAGE TRAVEL	104456	\$214.94
2001	ARROW FACTORY STORE	104357	\$3,172.56
2001	AT&T GLOBAL INFORMATION SYSTEM	104501	\$143.29

Year	Bill Name	Property ID	Total Unpaid
2001	BACK ON THE RACK	104574	\$128.96
2001	BEAUTY WITHIN FACIAL CLINIC	104561	\$101.69
2001	BOOK & MUSIC OUTLET	104541	\$1,567.28
2001	BRADBURY & ASSOC PRMTNL PROP	104559	\$320.02
2001	CAI SFC LLC	104569	\$372.56
2001	CROTEAU FRAME SHOP	104516	\$133.74
2001	DR TUNES INSTALLATION UNLTD	104390	\$257.92
2001	EAGLES EYE INC	104316	\$1,757.70
2001	FIRST SIERRA FINANCIAL	104533	\$864.52
2001	GOLF DAY	104341	\$5,244.44
2001	H E BOUFFARD AND CO INC	104507	\$1,047.63
2001	HIPPERN BUILDERS	104469	\$186.28
2001	HOMEBODIES MAID SERVICE	104387	\$59.12
2001	HONG ENVIRONMENTAL INC	104404	\$100.30
2001	INFORMATION LEASING CORP	104494	\$109.85
2001	J MACK BUILDERS INC	104532	\$219.71
2001	KASPER ASL	104358	\$3,367.33
2001	KIDZ SHOP	104555	\$71.64
2001	KIP USA	104535	\$1,241.85
2001	MEG CO	104530	\$128.96
2001	MICRO LEASING	104567	\$477.64
2001	MUSIC MAKERS	104440	\$205.38
2001	NEW ENGLAND DENTURE CENTER &	104539	\$921.84
2001	O/E	104521	\$444.20
2001	PROVIDENT LEASE RECEIVABLES	104529	\$109.85
2001	SEQUEL CAPITAL CORPORATION	104562	\$520.62
2001	TIER ONE TECHNOLOGIES	104558	\$945.72
2001	UNITED COLORS OF BENETTON	104375	\$626.69
2000	ADVANTAGE TRAVEL	104456	\$226.45
2000	ASSOCIATES LEASING INC	104500	\$73.94
2000	AT&T GLOBAL INFORMATION SYSTEM	104501	\$161.77
2000	BADGERS ISLAND LOBSTER	104455	\$536.10
2000	BROWNING FERRIS INDUSTRIES	104505	\$1,206.25
2000	CAFE KILIM	104475	\$130.49
2000	CAPITAL ASSOCIATES INTERN INC	104481	\$508.38
2000	CROTEAU FRAME SHOP	104516	\$138.65
2000	EASTERN ENTERPRISE	104461	\$69.31
2000	ED'S AUTO BODY	104389	\$39.38
2000	HAIR EXCITEMENT	104542	\$1,659.18
2000	HIPPERN BUILDERS	104469	\$203.36
2000	HONG ENVIRONMENTAL INC	104403	\$54.94
2000	INFORMATION LEASING CORP	104493	\$110.93
2000	IRON DESIGN	104538	\$231.08
2000	J MACK BUILDERS INC	104532	\$226.45
2000	JEWELRY MINE	104378	\$794.91
2000	KIP USA	104535	\$643.37
2000	KITTERY COUNSELING	104531	\$70.97
2000	MEG CO	104530	\$138.65
2000	O/E	104521	\$77.63
2000	PAPER CONNECTION	104422	\$152.51
2000	POLO RALPH LAUREN FACTORY STOR	104382	\$2,532.66
2000	PRESTIGE FRAGRANCES & COSMETIC	104360	\$1,109.19
2000	TFC TEXTRON	104550	\$2,467.95
2000	TOKAI FINANCIAL SERVICE ING	104506	\$402.08

UNPAID TAX LIENS - JUNE 30, 2017

Year	Bill Name	Property ID	Total Unpaid
2006	MARCURI, AL & SON	65-15	1,976.46
2006	THORPE, LORRAINE A	46-3	1,280.84
2006	ZACCONI, KIM	60-21-107A	751.55
2007	MARCURI, AL & SON	65-15	2,276.18
2007	MCKENNEY, JAMES	28-16	133.43
2007	THORPE, LORRAINE A	46-3	1,470.84
2007	ZACCONI, KIM	60-21-107A	871.92
2008	THORPE, LORRAINE A	46-3	1,499.03
2008	ZACCONI, KIM	60-21-107A	888.30
2009	THORPE, LORRAINE A	46-3	1,363.12
2009	ZACCONI, KIM	60-21-107A	809.63
2010	GLUSGOL, MELVIN M	41-7-6	1,657.10
2010	LAMONT, WALLACE F	60-32	1,470.67
2010	THIBEAU, TINA L	7-10-6	265.99
2010	THORPE, LORRAINE A	46-3	1,190.51
2010	ZACCONI, KIM	60-21-107A	709.57
2011	GLUSGOL, MELVIN M	41-7-6	6,923.26
2011	LAMONT, WALLACE F	60-32	1,328.75
2011	MANN, A DAVID	69-20C	1,460.95
2011	ROSS, GARY L	7-10-3	210.37
2011	THIBEAU, TINA L	7-10-6	272.68
2011	THORPE, LORRAINE A	46-3	1,053.90
2011	ZACCONI, KIM	60-21-107A	630.39
2012	BLACKER, DONALD M	60-21-63	92.23
2012	GLUSGOL, MELVIN M	41-7-6	6,695.92
2012	LAMONT, WALLACE F & GLADYS M	60-32	1,275.20
2012	MANN, A DAVID	69-20C	1,414.35
2012	THORPE, LORRAINE A	46-3	1,020.77
2012	WEEDEN, CRAIG	60-21-75	295.23
2012	WHITNEY, IRVING EDGAR	10-103	3,869.49
2012	ZACCONI, KIM	60-21-107A	611.28
2013	BISSON, DALE P	39-17B-18	1,298.92
2013	BLACKER, DONALD M	60-21-63	128.19
2013	GLUSGOL, MELVIN M	41-7-6	6,662.20
2013	KENT, MELANIE L	60-21-23	504.28
2013	LAMONT, WALLACE F & GLADYS M	60-32	1,262.94
2013	MANN, A DAVID	69-20C	1,407.70
2013	PEARSON, WAYNE R	60-21-28	206.13
2013	SOWERBY, DAVID M	15-83	1,330.93
2013	THIBEAU, TINA L	7-10-6	136.10
2013	THORPE, LORRAINE A	46-3	1,016.13
2013	WEEDEN, CRAIG	60-21-75	294.31
2013	WHITNEY, IRVING EDGAR	10-103	4,053.73
2013	ZACCONI, KIM	60-21-107A	608.75
2014	BEAROR, ELIZABETH	60-21-72	470.12
2014	BLACKER, DONALD M	60-21-63	76.43
2014	DEBUTTS, NELSON	21-3-30	140.61
2014	DSS LAND HOLDINGS LTD LIAB CO	60-24	13,360.37
2014	DUNTEN, STEPHANI	7-10-17	194.95

Year	Bill Name	Property ID	Total Unpaid
2014	GLUSGOL, MELVIN M	41-7-6	5,086.89
2014	KENT, MELANIE L	60-21-23	537.20
2014	LAMONT, WALLACE F & GLADYS M	60-32	1,141.36
2014	MANN, A DAVID	69-20C	2,147.98
2014	MAUREEN MC LAUGHLIN	39-17B-18	1,313.42
2014	PEARSON, WAYNE R	60-21-28	388.18
2014	PELLETIER, PAUL A	44-13A	882.25
2014	SOWERBY, DAVID M	15-83	1,263.47
2014	THORPE, LORRAINE A	46-3	1,067.97
2014	TILTON, JOHN	60-21-45	296.82
2014	TURCOTTE, KENNETH	16-158	3,394.13
2014	WEEDEN, CRAIG	60-21-75	200.61
2014	WHITNEY, IRVING EDGAR	10-103	4,838.74
2014	WILLIAMS, JANE W	42-22-3	1,376.86
2014	WOODMAN, BRUCE H	60-11	3,131.80
2014	ZACCONI, KIM	60-21-107A	607.01
2015	BENNETT, MICHAEL	21-3-13	65.44
2015	BROCHU, MARY E	60-21-12	244.34
2015	CAVERNO, PETER	60-21-110	62.32
2015	CHAPMAN, DAVID R	14-19	8.41
2015	DEBUTTS, NELSON	21-3-30	278.73
2015	DSS LAND HOLDINGS LLC	60-24	12,823.57
2015	ERIKSON, BERNDT M.	66-16-8	158.73
2015	GLUSGOL, MELVIN M	41-7-6	4,895.95
2015	GOODRIDGE, GARY D	42-4	321.07
2015	GOODRIDGE, GARY D	42-5	909.06
2015	JOHNSON, SUZANNE	15-32A	1,318.99
2015	KENT, MELANIE L	60-21-23	506.80
2015	LAMONT, WALLACE F & GLADYS M	60-32	1,100.47
2015	LEBLANC, PAUL D	8-20	403.81
2015	MANN, A DAVID	69-20C	1,847.99
2015	MC LAUGHLIN, MAUREEN	39-17B-18	1,259.75
2015	PEARSON, WAYNE R	60-21-28	338.48
2015	PELLETIER, PAUL A	44-13A	3,190.98
2015	PERRAULT JR, ALFRED L	36-43	540.70
2015	RAYNES, RICHARD F	56-17	1,232.60
2015	SOWERBY, DAVID M	15-83	1,205.45
2015	THORPE, LORRAINE A	46-3	1,029.87
2015	THUMITH, MICHELLE	60-21-56	483.10
2015	TILTON, JOHN	60-21-45	313.13
2015	TURCOTTE, KENNETH	16-158	4,368.29
2015	WEEDEN, CRAIG	60-21-75	195.49
2015	WHITNEY, IRVING EDGAR	10-103	4,534.12
2015	WILLIAMS, JANE W	42-22-3	2,195.49
2015	WOODMAN, BRUCE H	60-11	3,002.73
2015	ZACCONI, KIM	60-21-107A	586.44
2016	ARBO, DANIEL L	2-9	5,800.59
2016	ARBO, DANIEL L	3-106	4,102.63
2016	BEAN, BARBARA E	20-3	3,286.03
2016	BEAROR, ELIZABETH	60-21-72	626.26
2016	BENNETT, MICHAEL	21-3-13	363.49
2016	BROCHU, MARY E	60-21-12	296.12
2016	CAVERNO, PETER	60-21-110	232.95
2016	CHAPMAN, DAVID R	14-19	3,524.47
2016	CORMIEA, VICKIE M	41-4	1,411.14
2016	CZACHOR, RICHARD P	58-55-1	4,049.34
2016	DALRYMPLE TR, RONALD L	15-1	183.14
2016	D'AMOUR, THOMAS FRANCES	16-134	2,764.89

Year	Bill Name	Property ID	Total Unpaid
2016	DEBUTTS, NELSON	21-3-30	267.31
2016	DINEEN, ESTATE OF RUTH E	8-25	1,406.00
2016	DREW, SUSAN J SPINNEY	30-26C	1,335.90
2016	DSS LAND HOLDINGS LLC	60-24	12,184.01
2016	DURGIN, DIANE	15-27	4,131.81
2016	ELVIRA PERKINS	60-21-57	309.22
2016	ERIKSON, BERNDT M.	66-16-8	346.30
2016	FLYNN, MICHELLE	60-21-41	318.83
2016	GLUSGOL, MELVIN M	41-7-6	4,648.54
2016	GOODRIDGE, GARY D	42-4	815.17
2016	GOODRIDGE, GARY D	42-5	2,521.96
2016	HOPPING, ROSE	60-21-661	293.35
2016	HUCKINS, BRADLEY E	60-21-16	522.82
2016	J S PELKEY FUNERAL SERVICES INC	14-1	9,530.10
2016	JOHNSON, SUZANNE	15-32A	1,870.85
2016	JUNKINS LIFE ESTATE, DOROTHEA	59-17	1,904.91
2016	KATHERINE BUSH	14-70	1,188.48
2016	KENT, MELANIE L	60-21-23	490.19
2016	LAMONT, WALLACE F & GLADYS M	60-32	1,047.03
2016	LAREAU, CYNTHIA A	66-16-14	321.59
2016	LEBLANC, PAUL D	8-20	2,890.37
2016	LINCOLN, SYLVIA R	47-21	861.04
2016	MANN, A DAVID	69-20C	504.32
2016	MARSHALL, KERI J	45-65	3,401.62
2016	MC LAUGHLIN, MAUREEN	39-17B-18	1,198.18
2016	ME HOLDINGS LLC	48-16	1,444.73
2016	MURRAY, DANIELLE L	5-14A-1	4,504.29
2016	NICHOLSON, KEVIN P.	60-21-38	372.07
2016	PEARSON, WAYNE R	60-21-28	336.96
2016	PELKEY, JEFFREY S	14-9	2,968.14
2016	PELLETIER, PAUL A	44-13A	3,043.69
2016	PENNINGTON, JENNIFER	60-21-2	27.61
2016	PERRAULT JR, ALFRED L	36-43	2,715.65
2016	PESARIK, ANNE MARIE	14-47	616.40
2016	PESARIK, ANNE MARIE	14-47-1	2,380.34
2016	PETERSON, EDWARD	60-21-80	51.99
2016	PIRINI, TAMI E.	66-16-38	51.18
2016	RANNO, JUDITH A.	60-21-15	415.00
2016	RAYNES, RICHARD F	56-17	1,172.40
2016	REED, CLINTON E	27-3	5,295.66
2016	RENE GARCIA	60-21-44	511.17
2016	RODRIGUEZ, MONSERRATE	60-21-61	22.56
2016	ROYLOS, JOHN C	47-18-4-1	4,119.58
2016	SEVERANCE, DONALD P & GLORIA M	20-25	3,277.26
2016	SISK, WENDY S	67-17	5,735.72
2016	SOWERBY, DAVID M	15-83	1,153.13
2016	STARKEY, BRIAN	60-21-98	863.27
2016	SYLVESTER, DIANA T	4-99	2,707.24
2016	SYLVESTER, DIANA T	8-23	3,710.16
2016	SYLVESTER, DIANA T	8-24	2,515.49
2016	THORPE, LORRAINE A	46-3	980.04
2016	THUMITH, MICHELLE	60-21-56	973.18
2016	TILTON, JOHN	60-21-45	394.01
2016	TURCOTTE, KENNETH	16-158	3,988.10
2016	WEEDEN, CRAIG	60-21-75	188.31
2016	WHITNEY, IRVING EDGAR	10-103	3,906.33
2016	WILKINS, JEANNE Y	9-7	2,510.12
2016	WILLIAMS, JANE W	42-22-3	2,086.09
2016	WOODMAN, BRUCE H	60-11	2,865.07
2016	ZACCONI, KIM	60-21-107A	559.28

**SUPERINTENDENT OF SCHOOLS
ANNUAL REPORT
2016-2017**

In the summer of 2016, the Kittery School Committee established four district goals to guide our work for the upcoming school year. All members of the Leadership Team and the entire staff worked diligently throughout the year to align our efforts and initiatives with the established goals. As a result, the following highlights demonstrate the progress made in each of the areas:

Maintain a safe, healthful and respectful school culture

- Kittery Youth Committee sessions were held to address social and emotional challenges facing the youth of the community (too much screen time, stressed students/parents).
- Students were involved in school culture surveys and discussions to ensure a healthy school environment.
- Programs were expanded to support individual student social needs, including the mentor program, social worker support and the Student-2- Student groups.
- The School Resource Officer presence/responsibilities were expanded to include supporting student/family social and emotional needs in all three schools.
- District and building level wellness teams were created and focused on student and staff wellness initiatives.
- Restorative School Practices were introduced at Traip Academy.
- Through collaboration with the Portsmouth Naval Shipyard, a Buddy Bench was installed at Mitchell School.

Refine, implement and communicate key components of a Proficiency Based Learning (PBL) system K-12

- The Proficiency Based Learning (PBL) model has been fully implemented for the Class of 2018.
- Mathematics and ELA competencies at Mitchell School were refined.
- Shapleigh School started reporting student performance using competencies.
- The Traip Academy PBL Parent Advisory Committee met quarterly to guide and inform the building leadership team on key aspects of PBL implementation.
- A well-attended community forum, led by Duke Albanese, Senior Policy Advisor for the Great Schools Partnership, was held to hear concerns and share information related to PBL transcripts and college acceptances.
- Additional summer remediation and enrichment courses were offered to provide additional learning support for students.
- A daily Focused Intervention Block (FIB) was introduced at Traip Academy.
- The Traip Academy PBL transcript and school profile were finalized.

Empower and support teachers to provide quality instruction that fosters learning through multiple pathways.

- Peer observations were conducted to support and share best practices with colleagues.
- Teachers developed and presented a portfolio of evidence based on their work over the school year.
- Staff explored how/when student growth measures would be used as part of the evaluation process.
- Mitchell and Shapleigh Schools conducted “Ed Camps” where teachers shared best practices and learned from one another.
- Traip Academy pioneered how Special Education and PBL can successfully interface.

Empower students to advocate for and direct their own learning.

- Expanded learning opportunities were provided to meet individual student needs at Traip Academy including internships, Early College for ME, on-line learning, and the pilot of the iLAB program.
- A peer-mentoring program was started at Shapleigh matching 8th grade student mentors with 4th/5th grade students needing support.
- The “Choose to Be Healthy” student summit held at Traip Academy provided student training in advocacy and leadership for Shapleigh and Traip Academy students.

The Kittery School District celebrates many successes, while understanding that there is still much more work to be done. Facing the ever-increasing requirements from both federal and state mandates and decreasing funds coming from Augusta, the Kittery School District will continue to be challenged. **As a school system, the highest priority must continue to be the ongoing commitment to improving student academic performance.** Standardized assessments used to measure student performance continue to change. However, we were very pleased with recent test scores, which show us scoring on par or above our neighboring districts.

On behalf of the Kittery School District, I would like to express our sincere appreciation and gratitude for the ongoing support by the citizens of Kittery. During my last seven years here I have been impressed with the parent and community support for our schools and have been considered myself fortunate to work in a community that values education and supports the needs of students.

Looking to the future, I encourage community members to become involved in learning more about our schools and what it means to be a learner in a PBL system. The world is changing and we are committed to having our graduates prepared for their future. Please watch for upcoming opportunities to engage in meaningful discussions and help us shape that future!

Respectfully submitted,
Allyn W. Hutton, Superintendent of Schools

IN ACCORDANCE WITH M.R.S.A. TITLE 22, §2706 (4)
THE FOLLOWING DEATHS FILED IN KITTERY ARE REPORTED
FOR THE YEAR JULY 1, 2015 THROUGH JUNE 30, 2016

<u>DATE OF DEATH</u>	<u>NAME</u>	<u>AGE</u>	<u>LOCATION OF DEATH</u>
July 03, 2016	Mary Dennett	88	Kittery
July 11, 2016	Rosalind S. Bush	94	Kittery
July 13, 2016	Geraldine M. Clancy	78	Kittery
July 14, 2016	Charles P. Gaffney Jr.	78	York
July 14, 2016	Dorothy M. Corso	90	Kittery
July 17, 2016	Evelyn L. Lawrence	97	Kittery
July 18, 2016	Berle G. Decato	88	Kittery
July 19, 2016	Richard E. Rossiter	71	Kittery
July 23, 2016	Charles M. Moran Sr.	88	Kittery
July 27, 2016	Clara J. Newcomer	76	Kittery
July 30, 2016	Donna Lee Beauregard	77	Kittery
August 04, 2016	Mary J. Jackson	96	Kittery
August 18, 2016	Priscilla M. Taber	81	York
August 20, 2016	Rene S. Arsenault	69	York
August 30, 2016	Joy L. Miller	55	Kittery
September 04, 2016	Helen E. Cutts	87	York
September 05, 2016	Monica Galanek	78	York
September 06, 2016	Cynthia D. Flolid	87	York
September 13, 2016	Virginia L. Pettigrew	90	York
September 20, 2016	Donald M. Zimmerman	77	Kittery
September 26, 2016	Helen J. Miedema	97	Kittery
October 06, 2016	Joseph Bartolo	97	Kittery
October 20, 2016	Norma M. Quinty	87	Kittery
October 30, 2016	Richard J. Smykowski	77	Kittery
October 31, 2016	William L. Watson	79	Kittery
November 03, 2016	Hazel S. Cutts	91	York
November 04, 2016	Evelyn P. Fitzpatrick	87	Kittery
November 06, 2016	James W. LaBranche	81	Kittery
November 11, 2016	Michael C. Savchick Jr.	68	Kittery
November 11, 2016	John C. Hackney	92	Kittery
November 20, 2016	Kenneth Bumpus	79	Kittery
November 29, 2016	Bernadine C. Woods	95	Kittery
December 03, 2016	Edward O. Barsalou	66	Kittery
December 07, 2016	Wayne Miedema	64	Kittery
December 08, 2016	Jean O'Neill	84	Kittery
December 13, 2016	Mohamedsiddik U. Kanuga	46	Kittery
December 15, 2016	Edith F. Meyer	92	York
January 04, 2017	John E. Tilton	55	Kittery
January 06, 2017	Raymond L. Wilbur Sr.	91	Kittery
January 09, 2017	Robert L. Perkins	59	Kittery
January 10, 2017	Sherman R. Emery	92	Kittery
January 10, 2017	Madeline Heinzen	86	Kittery

<u>DATE OF DEATH</u>	<u>NAME</u>	<u>AGE</u>	<u>LOCATION OF DEATH</u>
January 10, 2017	Carrie B. Varney	91	York
January 13, 2017	James L. Woodbury	91	Portland
February 02, 2017	Thomas J. Smith	69	Kittery
February 03, 2017	June Schechter	89	Yarmouth
February 12, 2017	Eleanor S. Bowden	95	Kittery
February 12, 2017	Ronald A. Fowler	77	Kittery
February 14, 2017	Walter A. Wheeler Sr.	91	Kittery
February 18, 2017	George D. Varney III	60	Portland
February 22, 2017	Shirley M. Rayne	89	Kittery
March 03, 2017	Rita G. Mills	93	Kittery
March 11, 2017	John R. Harris	80	Scarborough
March 19, 2017	Richard E. Matheson	83	York
March 24, 2017	Valerie A. Puddington	71	Kittery
April 01, 2017	Gordon H. Millett	69	Kittery
April 02, 2017	Judith A. Bowen	71	Kittery
April 03, 2017	Seymour C. Canton	98	Portland
April 03, 2017	John F. LaBranche	72	Kittery
April 05, 2017	Michael W. Moore	59	Kittery
April 05, 2017	Esther G. Averill	76	York
April 08, 2017	Alice E. Rickett	83	York
April 15, 2017	Elizabeth A. Mason	91	Kittery
April 19, 2017	Dorothy V. Fitzpatrick	95	York
April 23, 2017	Virginia C. Gardner	87	Kittery
April 23, 2017	Doris M. Barton	89	Kittery
April 23, 2017	June F. Perry	88	Kittery
May 03, 2017	Robert A. Read	77	Kittery
May 22, 2017	Lucy E. Anderson	87	Kennebunk
May 27, 2017	Barbara R. Perry	90	Kittery
June 04, 2017	Peter A. Scontras	88	Kittery
June 05, 2017	John McClymont	89	York
June 20, 2017	Florido Pirini	91	York
June 21, 2017	Miriam E. Burbank	87	Kittery

